



OECD Regional Development Working Papers 2011/04

Governance of Public
Policies in Decentralised
Contexts: The Multi-level
Approach

Claire Charbit

<https://dx.doi.org/10.1787/5kg883pkxkhc-en>

OECD REGIONAL DEVELOPMENT WORKING PAPERS

This series is designed to make available to a wider readership selected studies on regional development issues prepared for use within the OECD. Authorship is usually collective, but principal authors are named.

The papers are generally available only in their original language English or French with a summary in the other if available.

The opinions expressed in these papers are the sole responsibility of the author(s) and do not necessarily reflect those of the OECD or the governments of its member countries.

Comment on the series is welcome, and should be sent to either gov.contact@oecd.org or the Public Governance and Territorial Development Directorate, 2, rue André Pascal, 75775 PARIS CEDEX 16, France.

OECD Regional Development Working Papers are published on
www.oecd.org/gov/regional/workingpapers

Applications for permission to reproduce or translate all or part of this material should be made to: OECD Publishing, rights@oecd.org or by fax 33 1 45 24 99 30.

© OECD 2011

ABSTRACT

The ability of sub national governments to “better spend”, by identifying relevant paths for territorial competitiveness and effective delivery of public services, is largely enshrined in their institutional background. Rather than isolated actors, sub national authorities and central governments are “mutually dependent”. In this context, and for a majority of OECD member and non-member countries, the key underlying question is not whether to “decentralise or not” or even opt for a specific decentralisation model, but to look at ways to improve capacity and co-ordination among public stakeholders at different levels of government to increase efficiency, equity and sustainability of public spending. This question of “multi level governance” is therefore accurate, whatever the constitutional framework of countries, federal or unitary.

This paper provides: first, a methodology to diagnose multi level governance challenges; and, second, examples of tools used by OECD countries to bridge co-ordination and capacity “gaps”. This approach has been inspired by OECD regional development policy work, as regional development policy relies both on the diversity of territorial situations and the coherence of regional strategies at the national level. In practice, it has already been tested in a variety of public policies such as public investment, water, and innovation, which all contributed to enrich it with concrete sectoral evidence and experience.

JEL classification: H1, H5, H6, H7, R1

Key words: Multi-Level Governance; Intergovernmental Relationships; Decentralisation; Sub-national Governments; Local and State governments; Regional Development

TABLE OF CONTENTS

Introduction.....	5
1. Decentralisation and regional data in OECD countries: a call for multi-level governance approach	6
1.1 Fiscal decentralisation in OECD countries	6
1.2. Three apparent paradoxes in decentralisation trends	9
1.3. The need for multi level governance approaches.....	13
2. Identifying co-ordination challenges: proposal for a multi-level governance methodology	13
3. Improving the effectiveness of policymaking: what mechanisms for addressing co-ordination and capacity difficulties across levels of government?	16
4. Multi level governance in different policy contexts	18
4.1 Multi-level governance of public investment: lessons from the crisis	18
4.2 Why multi-level governance matters for fiscal consolidation strategies?.....	19
4.3 Multilevel governance: a prerequisite for integrated water policy.....	20
Conclusion: Reforming decentralisation: specific political economy challenges	21
BIBLIOGRAPHY	22

Tables

Table 1.	Examples of indicators used by different OECD countries to measure sub national service delivery	12
Table 2.	“Mind the gaps” : a diagnosis tool for co-ordination and capacity challenges	16
Table 3.	Bridge the co-ordination and capacity gaps : some instruments and country examples.....	17

Figures

Figure 1.	Decentralisation in OECD countries	6
Figure 2.	Participation of each level of government in Health spending, 2009.....	7
Figure 3.	Revenue Structure of Sub National Governments (2009)	8
Figure 4.	Decentralisation in OECD countries	9
Figure 5.	GDP per person of the poorest and richest TL3 regions; 2007	10
Figure 6.	Change in ratio between the richest and the poorest regions	11
Figure 7.	SNGs as a share of total public investment, 2008.....	18

Boxes

Box 1.	About the efficiency-equity tradeoff	8
Box 2.	The decentralisation debate: traditional arguments.....	14

GOVERNANCE OF PUBLIC POLICIES IN DECENTRALISED CONTEXTS: THE MULTI-LEVEL APPROACH¹

Introduction

The crisis has provided an opportunity to enhance public interest in how governments function and reinforced the expectation that governments need to adapt and change. Indeed, difficulties encountered in implementing successful changes (like regulation reforms, post shocks policies), in particular for the provision of essential goods and services, reveal the importance, influence and complexity of institutional background. A prerequisite to reforming and increasing effectiveness of public policy is to identify the stakeholders involved in the design and implementation stages. Given their interdependency, a first step is to set-up an “institutional mapping” of their roles and responsibilities to clarify their relationships. In particular, sub national governments play a key role in public policies. Why is it both imperative and difficult to associate them in the achievement of ambitious and broad agendas such as the OECD “stronger, fairer and cleaner economies” target, or the Europe 2020 agenda for “smart, inclusive and sustainable” economies?

Sub national governments are affected by the “yoyo game”, from recovery policies based on huge public spending, to fiscal consolidation programmes, which drastically restrict them. Many local and regional authorities have faced financial difficulties as a consequence of the global crisis and current consolidation plans. This could lead to a reduction in the quantity and/or quality of public goods and services provided, as well as cuts in planned investments, precisely when public action is considered crucial for long term recovery.

The ability of municipalities and regions to “better spend”, by identifying relevant paths for territorial competitiveness, “do more with less”, is largely enshrined in their institutional background. Rather than isolated actors, sub national authorities and central governments are “mutually dependent” (OECD, 2009a; Charbit and Michalun, 2009). In this context, and for a majority of OECD member and non-member countries, the key underlying question is not whether to “decentralise or not” or even opt for a specific decentralisation model, but to look at ways to improve capacity and co-ordination among public stakeholders at different levels of government to increase efficiency, equity and sustainability of public spending². This question of “multi level governance” is therefore accurate, whatever the constitutional framework of countries, federal or unitary.

This paper provides: first, a methodology to diagnose multi level governance challenges; and, second, examples of tools used by OECD countries to bridge co-ordination and capacity “gaps”³. This approach has been inspired by OECD regional development policy work, as regional development policy relies both on the diversity of territorial situations and the coherence of regional strategies at the national level. In practice, it has already been tested in a variety of public policies such as public

¹ This paper reflects the analysis and studies carried out within the OECD Regional Policy Division (Public Governance and Territorial Development Directorate). The author would like to express her gratitude to colleagues who contributed to the multi-level governance programme, who made this synthesis paper possible, and have both enriched this multilevel governance approach and used it in different projects: Aziza Akhmouch, Dorothée Allain-Dupré, Camila Vammalle and Varinia Michalun.

² Coordination among stakeholders encompasses a great variety of institutional modalities in a continuum that goes from quasi integration to market type mechanisms; cooperative arrangements are in between these two extrema (for the initial development of this perspective applied to the analysis of market economies, see Richardson 1990).

³ The paper does not intend to provide a survey of the literature on multilevel governance, which can be found in selected references quoted in the bibliography.

investment, water, and innovation, which all contributed to enrich it with concrete sectoral evidence and experience.

The chapter is organised in four main sections. It begins with a brief presentation of the variety of decentralisation situations in OECD countries. Then, section two presents a multi-level governance methodology for assessing co-ordination and capacity difficulties. Section three presents a series of mechanisms used by OECD countries to address these challenges. The fourth section provides illustrations of this multi-level governance approach in different policy fields. Political economy challenges for reforming decentralisation arrangements between levels of government in OECD countries will be underlined in a conclusive section.

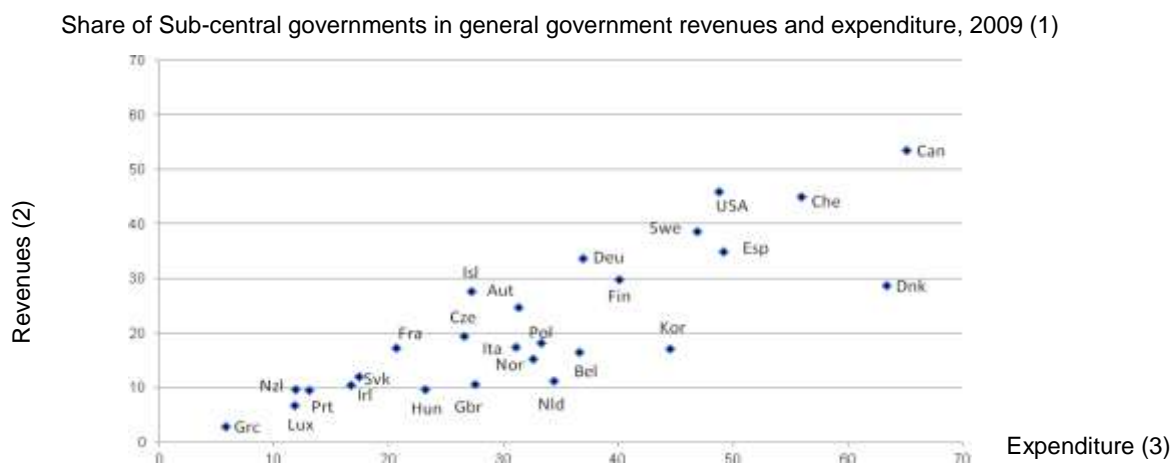
1. Decentralisation and regional data in OECD countries: a call for multi-level governance approach

Sub national governments (SNGs) are facing financial difficulties as a consequence of the global crisis and current consolidation plans. These difficulties could lead to a reduction in their contribution to national policy objectives. While SNGs represent on average, 15% of GDP, 22% of public revenues, 31% of public spending, and are responsible for about 64% of public investment in OECD countries, there is a great variety of situations among countries.

1.1 Fiscal decentralisation in OECD countries⁴

Some unitary countries, especially Scandinavian ones, like Denmark and Sweden, reach comparable level of spending ratio (rate of sub national spending on total public spending) and of revenue ratio (rate of sub national revenues on total public revenues) than federal countries (like Canada or Switzerland) (Figure 1). Some common explanations can be mentioned for understanding the great variety of OECD countries decentralisation features.

Figure 1. Decentralisation in OECD countries



Note: Decentralisation is measured by the share of sub-national governments in total public revenues and spending. General government revenues and expenditure are broken out between central government, sub-national governments (local and, when available, intermediate) and social security. As the share of social security revenues and spending varies widely between countries (from 4.4% in Denmark to 45.3% of spending in France), this has a significant impact on the remaining shares of central and sub-national governments.

(1) Or latest year available: 2008 for Canada, Hungary, New Zealand, Switzerland and the United States; 2007 for Korea.

(2) Excluding transfers received from other levels of government.

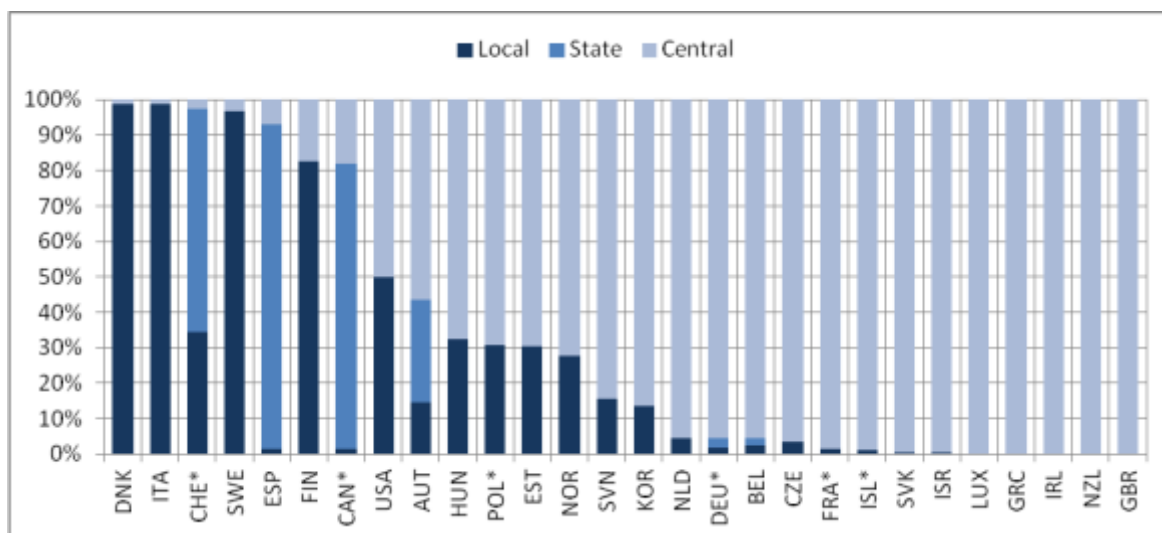
(3) Excluding transfers paid to other levels of government.

Source: OECD National Accounts.

⁴ Data used in this section are accessible on the web site of the OECD Network on Fiscal Relations across Levels of Government, <http://www.oecd.org/ctp/federalism>.

First, the degree of sub national public spending share is very often correlated to the welfare competences allocated to SNG (see Figure 2 about health spending in OECD countries).

Figure 2. Participation of each level of government in Health spending, 2009



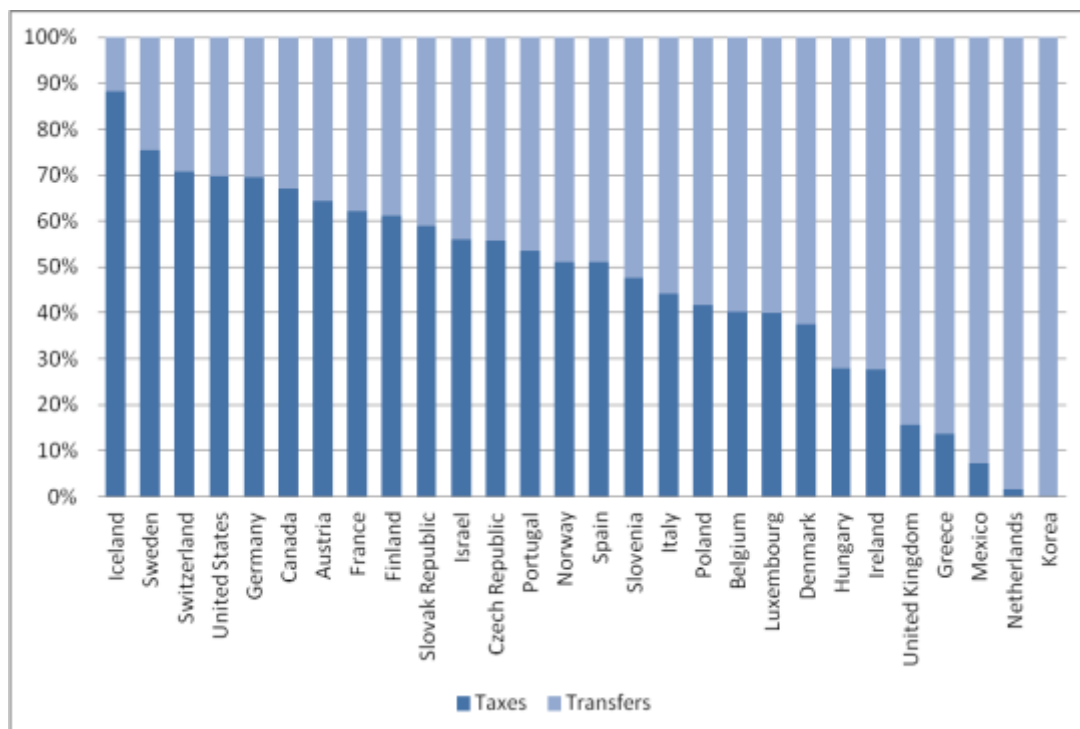
Source: OECD National Accounts.

Second, countries which show high share of sub national revenues on national ones are often those where income revenue is mainly a local tax. Ongoing debates about the appropriate way to consider tax sharing instruments as own sub national revenues or rather grants call for putting in perspective financial indicators of sub national government degree of autonomy⁵. However, even this limited indicator of decentralisation reveals the SNGs dependence on central government financial support (Figure 3). It also reveals the high degree of central governments' dependence on SNGs effectiveness in public goods delivery for services which are of high importance at the national level. Some even consider that there is a need to split in sub national basket of competences the ones which concern above all national public goods, just implemented at the sub national level, to more specific local and regional public goods and services. In the first case, SNGs could even be considered as "agents" of central governments, targeting national standards in terms of public service delivery (even if processes for reaching such standards would have to be adapted to local situations for an effective delivery)⁶. In the second case, regional opportunities can be exploited for increasing regional competitiveness and attracting mobile sources for growth. While the first approach leads to a certain degree of homogeneity in public supply across the country, the second one may increase disparities. Both are necessary but will call for compensatory and redistribution mechanisms in the second case and stimulation of SNGs dynamism for supporting national growth and avoiding poverty traps in the first one (for a discussion on apparent opposition between efficiency and equity see Box 1).

⁵ Different Working Papers of the OECD Network on Fiscal Relations across Levels of Government address this issue, <http://www.oecd.org/ctp/federalism>

⁶ See Jorgen Lotz contribution to the OECD Fiscal Network Experts' meeting on Measuring Decentralisation, KIPF-OECD, Paris, March 10-11, 2011

Figure 3. Revenue Structure of Sub National Governments (2009)



Source: OECD National Accounts.

Box 1. About the efficiency-equity tradeoff

- Redistributive approaches for equity purposes aim at reducing (financial) disparities among people, and places (when sub national authorities are responsible for basic public services).
- Selective approaches for efficiency and competitiveness purposes aim at growth for some places (that could later benefit to the whole country); they are based on the acknowledgment of agglomeration effects or other place-based specific assets.

A first glance would thus consider policies for efficiency as contradictory from equity ones.

- In practice, different elements plead for reconsidering this tradeoff:

* “Increasing returns of adoption” (positive externalities associated with growing number of users) characterise knowledge economics. It is quite evident for network technologies. It is also the case with education since the larger number of diploma holders (wherever the place they study) the better the national ability to the adoption of, and innovation in, new knowledge. It might also be the same with health: the greater number of people receiving treatment the better it will be for the whole population. Thus **equity in public spending can increase efficiency**

* “Decreasing returns of investment”: an excessive concentration in the allocation of public spending will meet limits in its ability to produce additional results (ex: health policy in the US: 15% of the PIB concentrated on 60% of people.....with limited results in terms of average of life expectancy ...because once the 60% are treated there is a limit in the impact on others' life. An additional dollar on the same people may not improve the output of the policy (Journard et al., 2008). More **equity in public spending can increase efficiency** (and efficiency for some groups would not automatically lead to proportional efficiency of the whole nation)

* “Dynamic perspective” Efficiency/competitiveness of some regional economies at “t” might create wealth that could be redistributed at “t+n”. Thus, **efficiency in public spending** (either by limiting the cost of public policy, for the same results, or by improving its outcomes) **could give an opportunity (resources) for equity**. Greater **efficiency** (in terms of jobs creation, etc.) **could also impact the demand for public services** (education, health, etc.) and **thus the implementation of equity programmes**. Some would also consider that this dynamic perspective would support the idea that necessary conditions are required for a place to be able to add sufficient conditions to be competitive. **Equity / efficiency at “t” condition efficiency / equity at “t+n”**.

1.2. Three apparent paradoxes in decentralisation trends

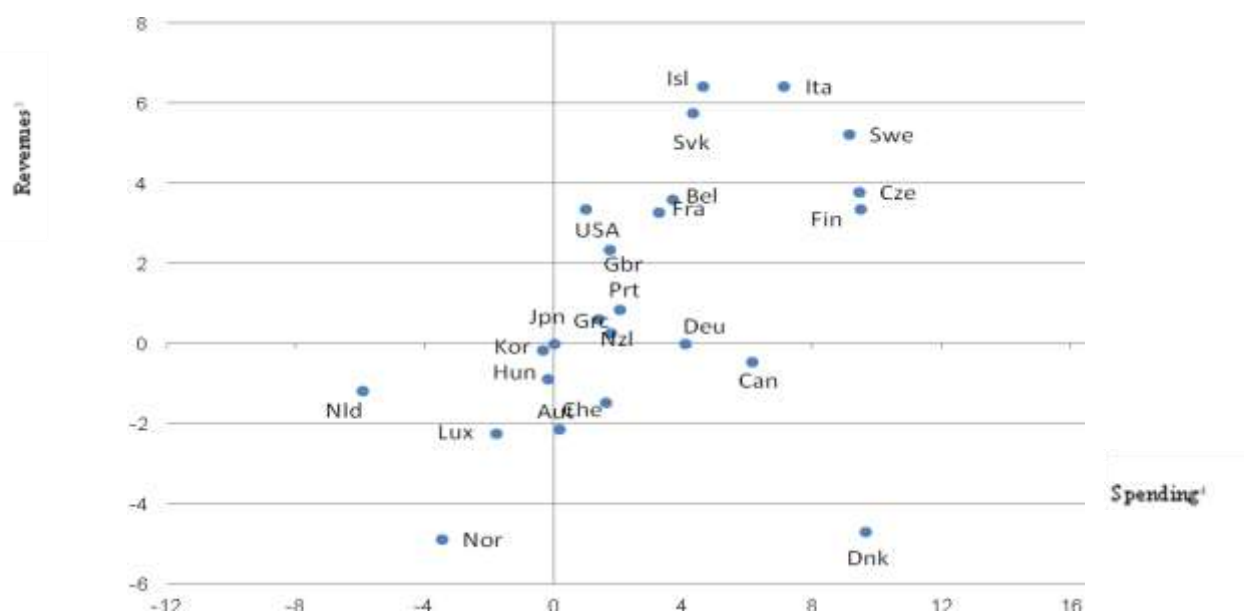
Without further developing on fiscal dimensions of relations between levels of government three main (somewhat paradoxical) conclusions can be underlined(OECD, 2009b):

i. Sub national responsibilities in spending have increased but there is still a strong dependency on central governments for resources

From 1995 to 2009, the share of sub national expenditure grew from 30% to 33% of total government expenditure (Figure 4). This increase, either due to allocation of new responsibilities to sub national level, or because of increasing costs in local public service delivery, was essentially covered by more intergovernmental grants and less by SNGs taxes. *SNGs have remained dependent on central government* (in Austria, Switzerland, Denmark and Norway the share of sub national resources has even decreased⁷), and *transfer systems has tied central and sub central fiscal policy and outcomes closely together.*

Figure 4. Decentralisation in OECD countries

Changes expressed in percentage points, 1995(1) - 2009(2)



Note: Decentralisation is measured by the changes in the share of sub-national governments in total public revenues and spending. General government revenues and expenditures are broken out between central government, sub-national governments (local and, when available, intermediate) and Social Security. As the share attributed to Social Security varies widely between countries (from 45.3% of spending in France to 4.4% in Denmark), this has a significant impact on the remaining shares attributed to central and sub-national governments. The important evolution of Spain towards more decentralization in the period is not included for allowing comparison among other countries.

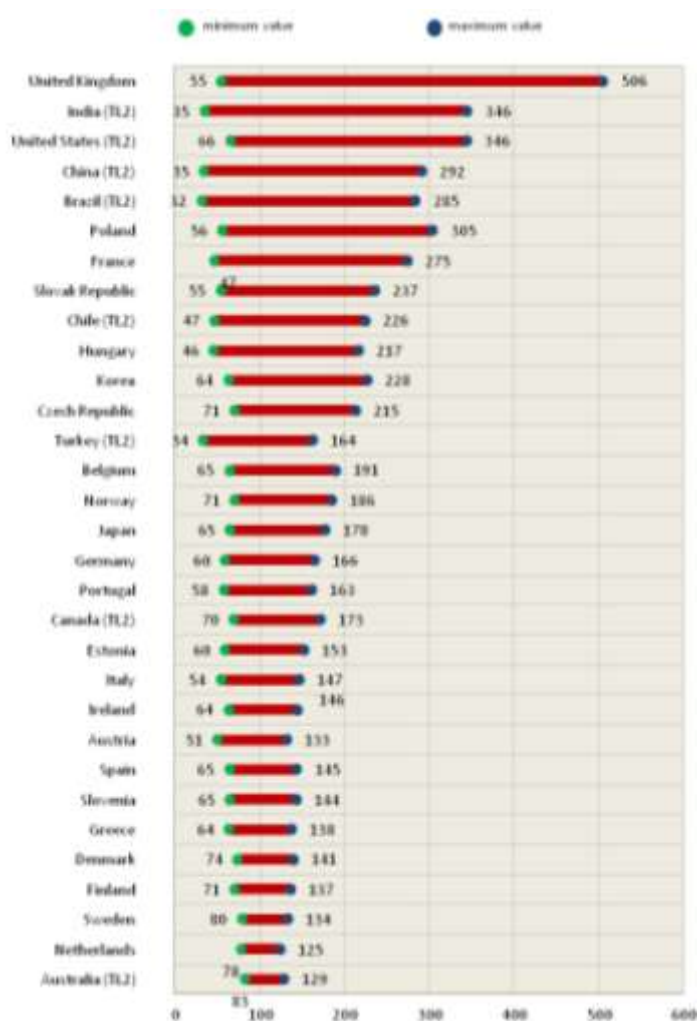
1. Or earliest year available: 1996 for Norway; 2000 for Korea.
2. Or latest year available: 2008 for Canada, Hungary, New Zealand, Switzerland and the United States; 2007 for Korea.
3. Excluding transfers received from other levels of government.
4. Excluding transfers paid to other levels of government.

Source: OECD National Accounts database.

⁷ This reduction is either due to rare cases of “recentralisation” of some responsibilities - e.g. health in Norway – or because of an increase in transfers.

ii. The absence of convergence of GDP among regions calls for central government interventions: equalisation and customisation

Figure 5. GDP per person of the poorest and richest TL3 regions; 2007 (as a % of national average)



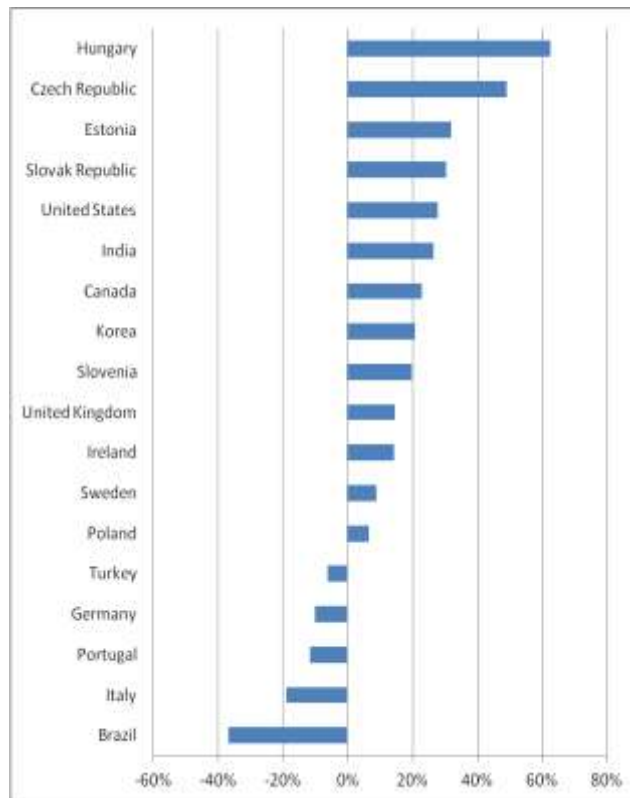
Note: some of these disparities are due to commuting in metropolitan areas (such as London) which increases the output of places where people work but do not reside. Additional regional disparities indicators in terms of income per capita, a better measure to assess if regions are poorer or richer will soon be available (OECD, 2011d).

While SNGs have more responsibilities, convergence of GDP among regions remains limited. Regional differences in GDP per capita within countries are often substantial and larger than among OECD countries (Figure 5). While disparities among OECD countries were reduced over the past 20 years, regional differences often were not. In several places, regional disparities have even worsened over time.

The economic recession had a much differentiated impact on the loss of jobs within OECD countries, and increased disparities (OECD, 2011c and d). In addition public funds will be tighter over the next few years. The gap between richer and poorer regions is likely to widen in many countries as the public spending axe falls. *This sign of “differences” among places calls for central government interventions for equalising access to public goods (as often required by national constitutions) and for customising regional development policies since disparities exist and remain (Figure 6).*

Figure 6. Change in ratio between the richest and the poorest regions

(GDP per person, 1995 to 2007)



Note: values are available on 32 countries, here 12 countries are taken out whose change is less than + or -10% (OECD, 2011d).

iii. Central governments devolve responsibilities to sub national governments while trying to reinforce the control on standards of local public services and on performance of local delivery

In parallel to devolution movements, growing concerns of central governments can be observed on efficiency and effectiveness of public spending at sub national levels. This can be done through standards regulation for local public services and/or by using systems of performance indicators for measuring and monitoring sub national service delivery (see Table 1) (OECD, 2009d) . It is often observed that an evolution from earmarked to general purpose grants goes with more control on sub national outputs by using regulatory instruments or performance oriented budgeting (by substituting an ex post incentive to an ex ante one). *Central governments are concerned by the performance of sub national policy delivery, even when competences are clearly allocated to sub national levels of government.*

Table 1. Examples of indicators used by different OECD countries to measure sub national service delivery

Category		Examples	Country/system
context	Demographics	<ul style="list-style-type: none"> Population, gender, age, marital status, births, deaths 	
	Service context	<ul style="list-style-type: none"> Irregularities in water distribution Per capita average expenses for theatre and concerts Air pollution due to transportation 	Italy (regional policy)
inputs	Materials	<ul style="list-style-type: none"> Municipal nursing home beds 	Finland
	Staff	<ul style="list-style-type: none"> Number of required staff for the service Numbers and qualifications of teachers 	Turkey/BEPER Finland
	Finances	<ul style="list-style-type: none"> Net operating expenditures Education expenditures Deflated expenditures and revenues 	Norway/KOSTRA Finland Netherlands
	Policy effort	<ul style="list-style-type: none"> Capital expenditure by level of government and sector Preparation and approval of territorial and landscape programming documents 	Italy (regional policy)
outputs	Policy outputs	<ul style="list-style-type: none"> Number of inhabitants served Amount of solid waste collected Visits to physician, dental care visits Building permits issued Number of passports, drivers licenses issued 	Turkey / BEPER Finland Australia Netherlands
	Service coverage	<ul style="list-style-type: none"> Percent of aged inhabitants receiving home services Percent of children enrolled in kindergarten Recipients of social services as percent of the population 	Norway/KOSTRA
	Efficiency	<ul style="list-style-type: none"> Government funding per unit of output delivered Spending efficiency: Achievement of payment level equal to 100% of previous year's financial appropriation Children 1-5 years in kindergartens per full time equivalent Number of children per teacher Cost per user 	Australia Italy (regional policy) Norway/KOSTRA Sweden (education) Sweden (elder care)
outcomes	Policy outcomes	<ul style="list-style-type: none"> Education transition rates Response times to structure fires Improved language skills of immigrants 	Norway/KOSTRA Australia Netherlands
	Effectiveness	<ul style="list-style-type: none"> Effectiveness of outputs according to characteristics important for the service (e.g. timeliness, affordability) Disease-specific cost-effectiveness measures Passengers Share of completion of students in secondary schools 	Australia Finland (hospitals) Netherlands (transport) Sweden (education)
	Equity	<ul style="list-style-type: none"> Geographic variation in the use of services Units per 1,000 members of target group Recipients of home based care as a of share inhabitants in different age groups 	Finland (hospitals) Germany (Berlin) Norway/KOSTRA
	Quality	<ul style="list-style-type: none"> Number of days taken to provide an individual with needed assistance (e.g. youth) Number of different caregivers providing elder home care to a single individual 	Netherlands Denmark
	Public opinion	<ul style="list-style-type: none"> User satisfaction with local services 	Netherlands

Source: OECD (2006), "Workshop Proceedings: The Efficiency of sub national Spending" GOV/TDPC/RD(2006)12; 2007 OECD Fiscal Network questionnaire, quoted in "Promoting Performance: Using Indicators to Enhance the Effectiveness of Sub Central Spending", COM/CTPA/ECO/GOV(2007)4.

1.3. The need for multi level governance approaches

Interdependencies between levels of government can be of different nature: institutional (when the allocation of roles and responsibilities is not exclusive); financial (when central and sub national governments are co-funders of public spending in regions) and socio-economic (when issues and/or outcomes of public policy at one level have impact on other regions and the national level). In such context, a full separation of responsibilities and outcomes in policy making cannot be achieved. Even in countries as federalised as the US, the federal government has progressively increased its role through intergovernmental regulations imposed on state and local governments through direct to more indirect actions that force sub national levels policy change. The U.S. Advisory Commission on Intergovernmental Relations has even provided a taxonomy of “federally induced costs”, which suggests discrete policy actions the federal government can take with impacts on state and local costs (Posner, 2008, pp287).

There is no one optimal level of decentralisation (neither per public policy field nor for the whole public administration), since the sharing of competencies and its implementation remain strongly country specific (Box 2). *However, multi-level governance is always required for managing public policies in a decentralised context.* Multi-level governance (MLG), here, is the term used to characterise the relationship between public actors situated at different administrative levels⁸, which is, in the US literature often referred to as “intergovernmental relationships”. MLG therefore refers to the explicit or implicit sharing of policy-making authority, responsibility, development and implementation at different administrative and territorial levels, i.e. (i) across different ministries and/or public agencies at central government level (upper horizontally), (ii) between different layers of government at local, regional, provincial/state, national and supranational levels (vertically), and (iii) across different actors at sub national level (lower horizontally). The focus here will be limited to these types of interactions between public authorities while “multi-level governance” approaches often includes also interaction between public and private entities (profit or non profit ones), in particular citizens and businesses. For the development of such a comprehensive approach to the issues of “commons” at the community level see Ostrom et al. (2010)

2. Identifying co-ordination challenges: proposal for a multi-level governance methodology

Managing the relationship between levels of government, while not new, has become increasingly complex as countries continue to decentralise and also recentralise, fiscal, political and administrative competences. *How can governments both customise public policy to be adapted to specific contexts, avoiding the “one fits all” approach, and develop coherence among the diversity of sub national characteristics and strategies? In the absence of an optimal model, how can countries identify and assess MLG challenges in order to improve the effectiveness of public policies in decentralised contexts?*

⁸ In the US literature “intergovernmental” management is a frequent terminology for dealing with similar issues, in particular in the context of the American federalism (Conlan and Posner, 2008)

Box 2. The decentralisation debate: traditional arguments

Decentralisation refers to the transfer of competences from the central level to elected authorities at the sub-national level and is different from *deconcentration*, which refers to non-elected central government units in regions providing national public services at the territorial level.

Fiscally, governments have used decentralisation as a means to improve public spending effectiveness based on the idea that sub-national governments have better information on local spending needs and preferences, and are better positioned to deliver public goods.

Politically, decentralisation is rooted in democracy and representation concerns at the local level. This is coupled with the notion that political competition among local officials rises with decentralisation, and that the impact of both democracy and competition leads to increased political accountability and transparency as well as to better overall results since mobile resources would move to places which serve them the best.

Countervailing arguments for decentralising also exist. Fiscally, sub-national governments may not show prudence or sufficient ability to manage their financial affairs; politically, corruption might be reinforced (even if recent World Bank papers tend to show the opposite, Shah 2006); administratively, the sub-national level may lack the capacity to properly meet its responsibilities. Additional strong argument relates to the limits of the "allocative model" of decentralisation which is supposed to lead to an optimal size and number of local authorities, because of resources mobility and perfect information. Uncertain environment and bounded rationality of agents lead to a greater variety of models.

Granted that no clear-cut conclusion can be provided at this stage, decentralisation entails some risks related to multilevel governance challenges:

- *A potential race to the bottom* as the process of competition can become damaging (e.g. for redistributive systems such as social welfare, or environmental targets, because of tax rate cuts or limited implementation of standards to attract more investment).
- *A failure to exploit economies of scale* due to excessive multiplication of administrative overhead (e.g. increased public employment and expenditure) with possible duplication of tasks.
- *Difficulty in meeting national macroeconomic goals* such as fiscal discipline and equalization. Sub-national governments may pursue different fiscal policies than those requested by national governments.
- *High transaction costs* particularly with respect to coherence across policies when provided by multiple units at different levels of government. This complexity can slow reform and/or lead hinder implementation (e.g. simplification of inefficient tax systems).

There is no "yes or no" answer to whether or not decentralisation is a "good idea." Centralised and decentralised approaches can work relatively well, or relatively poorly, depending on a country's historical, cultural and political context, as well as on its ability to exploit inherent strengths and minimize potential weaknesses. The performance of decentralised public policies is also strongly related to the effectiveness of co-ordination among different levels of government.

However, assuming that some pre-requisites are met (e.g. initial good conditions for local democracy; information sharing among public authorities), decentralisation has positive outcomes:

- Public service and investment priorities that reflect local preferences and provide well-tailored responses to problems thanks to a strong, in-depth local knowledge of policy makers.
- Progress in good practices from a process of policy innovation, thanks to competition and comparison between local governments in the provision of services and investment activities.
- Political achievements: reinforcement of local democracy through citizen participation, countervailing force to central government, preservation of local identity by giving specific groups a degree of self-rule while maintaining the overall unity of the country.

Overall, there is no "optimal model" but common key co-ordination and capacity issues related to manage mutual relationships among levels of government.

In order to answer these questions, the initial task consists in clearly identifying who is in charge of what, in terms of design, regulation, budget and implementation of the policy field that government wish to improve. Triviality in this “institutional mapping” approach is just apparent: many actors will be revealed as overlapping in some functions with others, depending on others’ conditional decisions and being influenced by the use of one administrative tool or another. Overlapping per se is not a concern if co-ordination among stakeholders in the public policy delivery is effective. If not, various co-ordination “gaps” can explain some failure in efficiently managing public policies.

Sometimes the emergence of new issues (environmental concerns, demographic evolutions, etc.) as such may even not be at the origin of an overlap, but rather, on the contrary, generate the opposite, i.e. a “vacuum” due to the absence of clear definition of competence and related allocation to one or another public actor. Again the question of capacity to address this issue and co-ordination with other stakeholders will be crucial.

Seven dominant “gaps” question multi-level governance of public policy: information, capacity, fiscal, policy, administrative, objective and accountability (Table 2). All countries are confronted with these challenges for the implementation of public policies strategies, but with some variation in the extent to which they are met and according to different policy fields. Rather than considering policy coherence as one component – amongst others – of public governance, this approach argues that it is essentially through better coherence of public action that outcomes of public policies such as efficiency, equity and sustainability can be achieved. This statement is not naive: co-ordination does not come without costs. However since levels of government cannot avoid to deal with their interaction for providing public services the key question relates to the identification of obstacles to and solutions for improving it.

- i) The information gap is characterised by information asymmetries between levels of government when designing, implementing and delivering public policies. Sometimes the information gap results from strategic behaviours of public actors who may prefer to not reveal too clearly their strengths and weaknesses, especially if allocation of responsibility is associated to conditional granting. However, it is often the case that the very information about territorial specificities is not perceived by the central decision maker as well as sub national actors may be ignorant about capital objectives and strategies.
- ii) The capacity challenge arises when there is a lack of human, knowledge or infrastructural resources available to carry out tasks, regardless to the level of government (even if, in general, SNGs are more considered as suffering from such difficulty than central government).
- iii) The fiscal gap is represented by the difference between sub national revenues and the required expenditures for SNGs to meet their responsibilities and implement appropriate development strategies. In a more dynamic perspective, fiscal difficulties also include mismatch between budget practices and policy needs: in the absence of multi-annual budget practices for example, SNGs may face uncertainty in engaging appropriate spending, and the absence of flexibility in spending which is very beneficial in uncertain environment. A too strict earmarking of grants may also impede appropriate fungibility of resources and limit sub national ability to deliver adapted policies.
- iv) The policy challenge results when line ministries take purely vertical approach to be territorially implemented, while SNGs are best placed to customise complementarities between policy fields and concretise cross-sectoral approaches. Limited co-ordination among line ministries may provoke heavy administrative burden, different timing and agenda in managing correlated actions, etc. It can even lead to strong inconsistencies and readability concerns when objectives of sectoral policy-makers are contradictory.
- v) The administrative gap occurs when the administrative scale for policy making, in terms of spending as well as strategic planning, is not in line with functional relevant areas. A very

common case concerns municipal fragmentation which can lead jurisdictions to set ineffective public action by not benefitting from economies of scale. Some specific policies also request very specific, and often naturally fixed, boundaries.

- vi) The objective gap refers to different rationalities from national and sub national policy-makers which create obstacles for adopting convergent strategies. A common example deals with political parties' belonging, which may lead to opposed approaches. In such a case divergences across levels of government can be "politically" used for cornering the debate instead of serving a common good. Even without any difference in political "color" from the central government, a Mayor may prefer serving his/her local constituencies, instead of aligning decisions to national broader objectives which may be perceived as contradictory.
- vii) The accountability challenge results from the difficulty to ensure the transparency of practices across different constituencies and levels of government. It also concerns possible integrity challenges of policy-makers involved in the management of public investment.

Table 2. "Mind the gaps": a diagnosis tool for co-ordination and capacity challenges

Information gap	Asymmetries of information (quantity, quality, type) between different stakeholders, either voluntary or not => Need for instruments for revealing & sharing information
Capacity gap	Insufficient scientific, technical, infrastructural capacity of local actors, in particular for designing appropriate strategies => Need for instruments to build local capacity
Funding gap	Unstable or insufficient revenues undermining effective implementation of responsibilities at sub-national level or for crossing policies, => Need for shared financing mechanisms
Policy gap	Sectoral fragmentation across ministries and agencies. => Need for mechanisms to create multidimensional/systemic approaches at the sub national level, and to exercise political leadership and commitment.
Administrative gap	"Mismatch" between functional areas and administrative boundaries => Need for instruments for reaching "effective size"
Objective gap	Different rationalities creating obstacles for adopting convergent targets => Need for instruments to align objectives
Accountability gap	Difficulty to ensure the transparency of practices across the different constituencies => Need for institutional quality measurement => Need for instruments to strengthen the integrity framework at the local level => Need for instruments to enhance citizen's involvement

This approach of co-ordination and capacity "gaps" has to be considered as a diagnosis tool for identifying the main difficulties in implementing effective policies in decentralised contexts. It can also serve to assess the instruments used by governments to face them. The series of "gaps" does not just concern the current dimension of the interdependence among public actors; it also engages their dynamic relationship and risk for future difficulties if the interaction between levels of government is not fruitful.

3. Improving the effectiveness of policymaking: what mechanisms for addressing co-ordination and capacity difficulties across levels of government?

There are several mechanisms for co-ordinating public policies in decentralised contexts and reinforcing capacity at different levels of government. These instruments are more or less binding, flexible and formal. It is important to underline that each "co-ordination mechanism" can in practice help bridge different gaps and one specific challenge may require the combination of several tools.

Table 3 presents a selection of instruments and country examples where they have been observed. Their common characteristic consists in being incentives that influence stakeholders in the multi-level governance relationship towards more effective sharing of information and objectives as well as reinforcement of their individual and collective capacity.

Some instruments are more comprehensive than others. A contract between levels of government for example encompasses: the identification of a common target, the contributions to be provided by each party; indicators for assessing the implementation of the agreed tasks; an enforcement mechanism for making commitment credible; often concerns more than just one policy field and is often associated with performance indicators (OECD, 2007 and OECD, 2009d). By doing so, a contract contributes to address information asymmetries, to build capacities, to clearly agree on a common objective, to set a co-funding mechanism; to make interaction between levels of government transparent and so the possibility to each party to be accountable for its own contribution.

Table 3. Bridge the co-ordination and capacity gaps : some instruments and country examples

Contracts between levels of government	France, Italy, Spain, European Union, Canada
Evaluation, Performance Measurement , Including financial control	Norway , United Kingdom, United States
Grants, co-funding agreements	All countries : general purpose grants vs. earmarked; equalisation vs. regional development mechanisms; different types of conditions attached
Strategic planning requirements, Multi-annual budget	Along with investment contracts and medium and long term objectives
Inter-municipal co-ordination	Mergers (Denmark, Japan) vs. inter-municipal co-operation (Finland, France, Spain etc.)
Inter-sectoral collaboration	One umbrella ministry vs. horizontal inter-ministerial mechanisms (all countries are concerned); Instrument to be related with vertical mechanisms for supporting cross sectorial implementation at the sub national level (intermediation bodies) (Australia, France, etc.)
Agencies (specialised or generalist)	Agencies for Regional Development: Canada, Chile,... Agencies for specific policy field (Health, Water, innovation,...): France, Spain; Australia; ...
State Territorial Representatives	French Prefects, Polish voivoid, Head of County Administrative Board (Sweden), Italian prefects
Experimentation policies; Tender processes	Sweden, United States, Finland, France, Germany, etc.
Legal mechanisms and standard settings	All countries define standards and set regulations, but their degree of implementation across levels of government varies
Citizens' participation	Great variety of tools and degree, often more dynamic at the sub national than at the national level
Private sector participation	All countries with dominant sectors of implementation (like Network Industries). From strategy design, to operator of infrastructure, to service provider of services and technical assistance.
Institutional capacity indicators	Italy for sub national level

One instrument is not necessarily exclusive. For example financial control that often goes with grants, is just one instrument for better spending and addressing financial challenges. It needs to be complemented with other types of performance indicators, which go beyond budget execution by mobilising information on inputs and outcomes oriented measures; to allow for possible flexible ways in using funds, etc. The main recommendation then consists in assessing each mechanism according to its contribution to solving identified co-ordination “gaps”. This methodological suggestion then needs to be implemented in an in depth way, fostering on specific public policy, co-ordination challenge, or objectives the country is looking for.

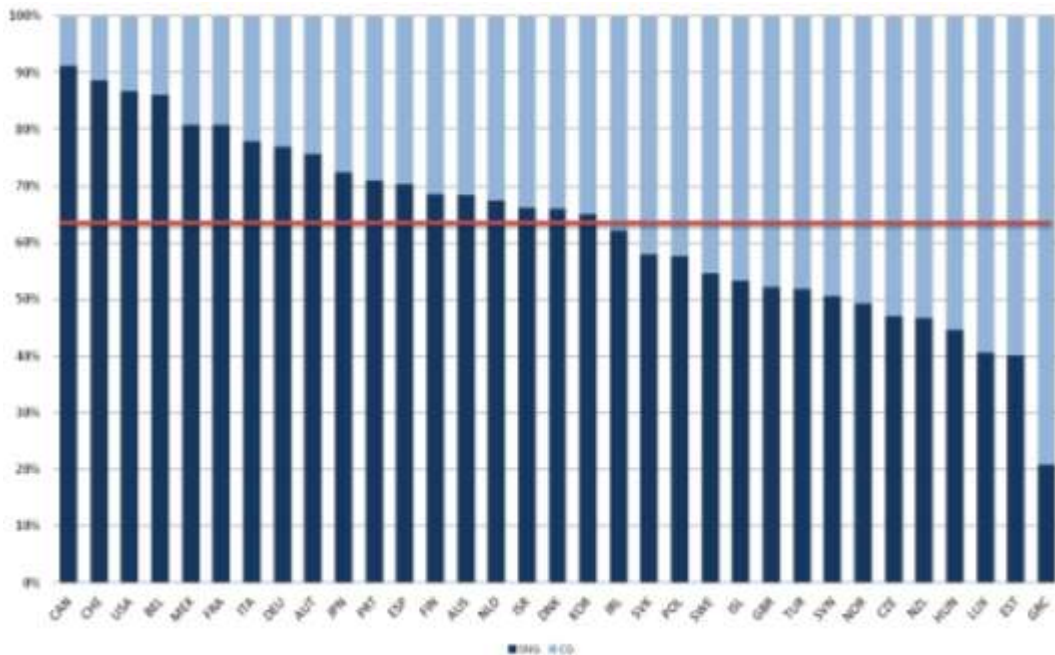
4. Multi level governance in different policy contexts

The methodology which has been suggested so far has already been implemented in various policy fields. Multi-level governance challenges and specific responses have also been illustrated in different public administration areas (regulatory, budgetary and human resources reform; Charbit, C. and M. Michalun (eds) (2009). The present section draws extensively from OECD recent work and publications on governance of public investment, sub national finances and water policy.

4.1 Multi-level governance of public investment: lessons from the crisis⁹

The economic crisis revealed and crystallised multi-level governance (MLG) challenges inherent to decentralised political systems. All countries have encountered certain MLG gaps when implementing their investment strategies for the recovery. SNGs are crucial partners since they are responsible for 65 % on average of public investment spending in OECD countries (Figure 7).

Figure 7. SNGs as a share of total public investment, 2008



⁹ Sections 4.1 and 4.2 derive from Allain-Dupré, D.(2011) “Multi-level governance of public investment: lessons from the crisis”, *OECD Regional Development Policy Working Papers* – available at www.oecd.org/gov/regional/workingpapers and OECD (2011), *Making the most of public investment in a tight fiscal environment: multi-level governance lessons from the crisis*, OECD Publishing, Paris.

Four challenges have been particularly important across levels of government: i) the fiscal challenge, and the difficulty of co-financing investment; ii) the capacity challenge, linked to inadequate resources, staffing or processes for rapid, efficient and transparent implementation of investment funding; iii) the policy challenge, and the difficulty of exploiting synergies across different sectors and policy fields; and iv) the administrative challenge, and the fragmentation of investment projects at the local level.

Investment stimulus funding was allocated quickly, but spending has followed slowly. At the end of 2010, many countries had allocated more than 90% of their funds, in part through local governments. Spending has been slow, however, and there are significant variations across policy areas. The “rapidity” criterion predominated in the selection of projects. Requirements for the use of funding have had a strong influence on the type of projects selected by sub-national governments. During the recession, micro-scale short-term infrastructure projects conducted at the municipal level could easily meet the criteria for eligibility. The emphasis on speed in getting funds committed, although understandable as a goal, has probably overshadowed planning for maximum economic impact. Overall, the focus has been on spreading resources across the territory rather than targeting for territorial impact.

During the crisis, co-ordination across levels of government has proven critical for targeting investment priorities, ensuring coherence in fiscal policy and facilitating the implementation of national strategies. While some countries were able to mobilise existing co-ordination mechanisms, others had to create them. For example, Australia, Canada and France had co-ordination mechanisms that could be strengthened and used promptly (Regional Development Agencies in Canada, the Council of Australian Governments in Australia, contractual arrangements in France). In other countries, the crisis provided an opportunity to set up new ones. In Sweden, “regional co-ordinators” were created to co-ordinate policies and resources from different levels of government. In the United States, both the federal government and states have created new institutions, teams and platforms to co-ordinate the federal, states and agency levels.

Beyond actors and institutions, the right strategies make a critical difference. The tensions in investment plans between the short and the long term can be mitigated if there are well-defined strategies, flexible enough to be adjusted in response to the crisis. In responding to the crisis, regional policy and related governance instruments have been valuable for prioritising investment. In France, for example, regional policy tools such as inter-governmental contractual agreements helped to identify better targets quickly and to channel new central investment funding more effectively.

4.2 Why multi-level governance matters for fiscal consolidation strategies?

As stimulus packages are phased out, many countries are planning some combination of tax increases and spending cuts in 2011 and in the following years. In a short span of time (2009-11), most OECD countries have rapidly moved from highly expansive fiscal policies to the tightest in decades. Collectively, these budget cuts may amount to a tightening of some 1.25% of global GDP (IMF, 2010). Just as co-ordination of levels of government was important to implement recovery measures, multi-level governance mechanisms are necessary to manage consolidation and tailor expenditure cuts and investment priorities to local needs. What is important in periods of expanding expenditure is even more relevant in times of budget cuts, as these are intrinsically more difficult. Spending cuts tend to be better accepted when they are balanced by positive objectives such as long-term development and investment.

The crisis will have a prolonged effect on fiscal relations across levels of government. In many OECD countries, the financial situation of sub-national governments has already worsened significantly. Gross borrowing of western European sub-national governments is expected to reach EUR 262 billion in 2010, up more than 44% since 2007. Local public investment, stimulated in 2008-09, is now a target of cuts in many regions and seems in some cases to be used as an adjustment

variable. The lasting impact of the crisis on sub-national finances will differ across regions: the long-term impact of the crisis will persist in regions with structural problems, which were harder hit by the crisis, and this will intensify the fiscal challenges these regions will have to meet. To address these challenges, a one-size-fits-all approach will not be appropriate.

Many OECD countries are requiring sub-national governments to participate in consolidation efforts, either by reducing their funding or increasing the control over their budgets. In Italy, for example, the 2010 update of the *Domestic Stability Pact* sets the burden carried by regions and local governments. Accounting practices of central and sub-national governments have also been harmonised to increase the transparency of public accounts and the accountability of sub-central governments. Italy is also switching from a definition of historical costs to a definition of standard requirements and standard costs for public services so as to provide sub-national governments with appropriate incentives. In Spain, the Autonomous Communities have agreed to present accounts quarterly instead of annually to increase budget transparency. Canada is also asking its sub-national governments to implement strategic reviews and to reallocate 5% of their budgets each year. In the United Kingdom, the new government proposes to increase the level of decentralisation, but in exchange local governments will need to modernise their public sector to do “better” with less (Vammalle and Gaillard, 2011).

Any successful deficit reduction plan requires the strong involvement of sub-national governments. Credible incentives can encourage local actors to reveal their specific knowledge and development potential, information that is particularly needed in times of tight budget constraints. Not only the fiscal gap, but also the policy, information and capacity gaps, run the risk of worsening, thereby shift the problem from the centre to the regions, in the absence of appropriate co-ordination efforts at all levels of government. The same multi-level governance instruments (contracts, performance indicators, inter-governmental committees, etc.) can be used for both fiscal recovery and consolidation strategies, in order to: i) accommodate appropriate budget cuts for short-term fiscal consolidation; and ii) invest in what can unlock each region’s potential, restore growth and build resilient regions.

4.3 Multilevel governance: a prerequisite for integrated water policy¹⁰

The “water crisis” that many countries face nowadays is essentially a crisis of *governance* as in practice water policy reform faces complexity due to the multiplicity of actors, institutional inertia and related multilevel governance challenges

Decentralisation of water policies over the past decades has resulted in a dynamic relationship with mutual dependence between public actors at all levels of government. Though sub national actors have inherited from increasing responsibilities, they do not always have the competence to decide on the financial allocation required to meet these needs or to generate local public revenues, thus creating a “funding gap”. Understanding multilevel governance challenges in water policy requires a holistic approach to co-ordination gaps (OECD, 2011a). As OECD 2011 report on multilevel governance of water policy shows, a country facing a sectoral fragmentation of water roles and responsibilities across ministries and public agencies (*policy gap*) may also suffer from contradictory targets between these public actors (*objective gap*), which may not favour the sharing of information because of silo approaches (*information gap*) and is likely to undermine capacity building at sub national level

¹⁰ This section extensively draws on Akhmouch A.(2011) “Multi-level Governance of Water Policy in OECD Countries”, *OECD Regional Development Policy Working Papers* – available at www.oecd.org/gov/regional/workingpapers and OECD (2011a) *Water public governance in OECD countries: a multi-level perspective*, OECD Publishing, Paris

(*capacity gap*) since local actors, users and private actors would have to multiply efforts to identify the right interlocutor in the central administration.

Meeting these challenges requires innovative policy but also institutional responses to be designed, especially in the current context of fiscal constraints and climate change calling for effective and integrated policies. Water governance can be improved by means of better integration of territorial specificities and better co-ordination between public actors in charge of designing, regulating and implementing water policies across ministries, public agencies and between levels of government. Promoting co-ordination and capacity-building is a large and critical step toward bridging multilevel governance gaps in water policy.

There are several options for co-ordinating water policies across ministries and public agencies. Inter-ministerial bodies, committees and commissions are the main governance tools used in upper horizontal co-ordination of water policy and many OECD countries (France, Belgium, Chile etc.) have created a platform for dialogue and action between public actors in charge of water policy at central government level. Formal co-ordinating bodies such as *ad hoc* high level structures and central agency are also frequently used by governments for horizontal co-ordination (COAG in Australia, CONAGUA in Mexico). The *line ministry*, holding a dominant responsibility on water, is often the main tool adopted for ensuring inter-departmental and inter-ministerial co-ordination (UK). Co-ordination groups of experts and inter-agency programmes are also widespread, especially in EU countries in the framework of the Water Framework Directive implementation.

In addition, in OECD region, there is a wide variety of mechanisms for co-ordinating water policies across levels of government. These embrace the consultation of private actors (including citizens', water users associations and civil society), financial transfers and incentives across levels of government (e.g. earmarked v. general purposes grants for financing infrastructure), co-ordination agencies, contractual arrangements, multi-sectoral conferences, performance indicators, regulations, shared databases, river basin organizations, regulation and performance indicators, shared databases, river basin organizations and other intermediate bodies.

Conclusion: Reforming decentralisation: specific political economy challenges

Multi-level governance challenges occur in institutional frameworks which are very country specific. Making institutional background evolve and implementing decentralisation reforms is often a complex and long process (Charbit and Vammalle, 2010). Decentralisation is not a one-off policy change; it is an on-going process where the end point of accountable and efficient local governments may well take many decades to achieve. In addition, in the process of institutional change, inertia and resistance can occur from those who have benefited from the previously centralised system, especially in terms of power, information and decision.

Some lessons can be learned from the observation of various country cases (Blöchliger and Vammalle, 2011) such as the use of bundling several elements of reform and compensation mechanisms in order to obtain the support of various stakeholders (urban and rural, wealthier and poorer SNGs); and the possibility to align different political parties thanks to a clear political willingness and leadership. Such a configuration for changing the conditions of MLG issues and tools is not always reachable. "Procedural improvements" in multi-level governance is often considered as a good alternative to big decentralisation changes. This chapter has provided guiding principles for identifying in different contexts what types of improvement may be needed and suggest various tools for implementing them.

BIBLIOGRAPHY

- Akhmouch, Aziza (2011 Forthcoming) “Multi-level Governance of Water Policy in OECD Countries”, *OECD Regional Development Policy Working Papers* – available at www.oecd.org/gov/regional/workingpapers.
- Allain-Dupré, D.(2011) “Multi-level governance of public investment: lessons from the crisis”, *OECD Regional Development Policy Working Papers*, www.oecd.org/gov/regional/workingpapers.
- Blöchliger, Hansjörg and Camila Vammalle (2011, to be published): *Reforming Fiscal Federalism and Local Government. Lessons from OECD Countries*, OECD Publishing, Paris.
- Blöchliger, Hansjörg , Claire Charbit, José Maria Pinero Campos, Camila Vammalle (2010) “Sub-central Governments and the Economic Crisis: Impact and Policy Responses”, *Economic Department Working Papers*, N°752, OECD.
- Charbit, Claire and Varinia Michalun, eds (2009), "Mind the gaps: Managing Mutual Dependence in Relations among Levels of Government", *OECD Working Papers on Public Governance*, No. 14, OECD Publishing, © OECD. doi:10.1787/221253707200.
- Charbit, Claire and Camila Vammalle (2010), “Modernising government” in *Making Reform Happen: lessons from OECD countries*, OECD Publishing, Paris..
- Conlan, Timothy J. and Posner, Paul L. (eds) (2008) *Intergovernmental Management for the 21st Century*, Brookings Institution Press, U.S.
- Joumard, Isabelle , Christophe André, Chantal Nicq, Olivier Chatal, (2008), "Health Status Determinants: Lifestyle, Environment, Health Care Resources and Efficiency," *OECD Economics Department Working Papers* N° 627, OECD Publishing, Paris.
- OECD (2011a, Forthcoming) *Water governance in OECD countries: a Multi-Level approach*, OECD Publishing, Paris.
- OECD (2011b), *Making the most of public investment in a tight fiscal environment: multi-level governance lessons from the crisis*, OECD Publishing, Paris.
- OECD (2011c, Forthcoming) *Regional Outlook*, OECD Publishing, Paris.
- OECD (2011d) *Regions at a Glance*, OECD Publishing, Paris.
- OECD (2010a) *Restoring Fiscal Sustainability: Lessons for the Public Sector*, OECD, Paris.
- OECD (2009a), *OECD Policy Brief: Bridging the Gaps between Levels of Government*, OECD, Paris.
- OECD (2009b), *Regions Matter: Economic Recovery, Innovation and Sustainable Growth*, OECD, Paris.

- OECD (2009c), *Multi-level Regulatory Capacity in Australia*, (GOV/PGC/REG(2009)13), OECD, Paris.
- OECD (2009d) *Governing Regional Development Policy: the use of performance indicators*, OECD Publishing, Paris.
- OECD (2007); *Linking Regions and Central Governments: contracts for regional development*, OECD Publishing, Paris.
- Ostrom, Elinor, Amy R. Poteete, Marco A. Janssen (2010), *Working Together: Collective Action, the Commons, and Multiple Methods in Practice*, Princeton University Press, Princeton, NJ.
- Posner, Paul L. (2008) “Mandates: The Politics of Coercive Federalism”, in Conlan, Timothy J. and Posner, Paul L. (eds) *Intergovernmental Management for the 21st Century*, Brookings Institution Press, U.S.
- Richardson, George B. (1990) *Information and Investment*, Clarendon Press, Oxford
- Shah, Anwar (2006), “Corruption and decentralized public governance”, *World Bank Policy Research Working Paper Series N° 3824*, Washington.
- Vammalle, Camila and Norbert Gaillard (2011 Forthcoming), “Fiscal policy in a tight fiscal context: the sub-national government perspective”, in: *Institutional and Financial Relations across Levels of Government in a Tight Fiscal Context*, KIPF/OECD Publications