

## GOVERNMENT SUPPORT FOR FISHING

OECD governments provide financial support to the fishing industry, typically for the purposes of management, including surveillance and research. This financial support is important to ensure a sustainable and responsible fisheries sector.

### Definition

The indicator on “Government financial transfers (GFTs)” provides a measure of the financial support provided by governments to the fisheries sector. GFT consists of direct revenue enhancing transfers (direct payments), i.e. transfers that reduce the operating costs and the costs of general services provided to the fishing industry. These general services consist mainly of fishery protection services and fisheries management; in some cases they also include the costs of local area weather forecasting and the costs of navigation and satellite surveillance systems designed to assist fishing fleets.

### Comparability

The data are relatively comprehensive and consistent across the years. However, some year-to-year variations may reflect changes in national statistical systems. General services provided by governments may also include large and irregular capital investments. It should also be noted that some types of GFT (e.g. maritime surveillance) may be provided by another agency than fisheries agencies (e.g. in some countries maritime surveillance is carried out by the navy); some of these data may not be available. Also, some figures, in particular for later years, are still preliminary.

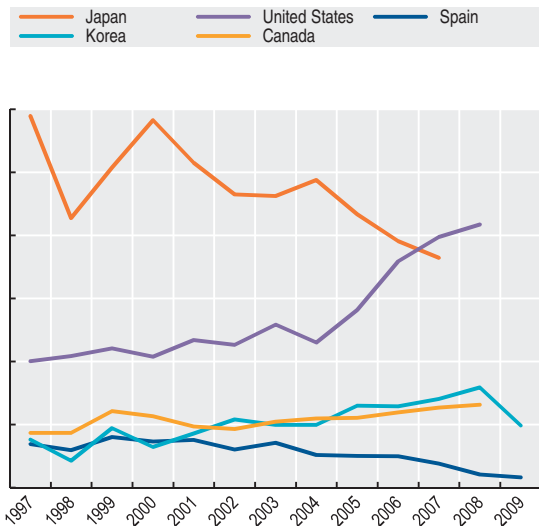
### Overview

Total government support for fishing peaked at USD 6.7 billion in 2007, the last year for which comprehensive data are available. Overall, transfers to the fishing industry in OECD countries have been fluctuating at around the USD 6 to 7 billion mark over the past decade. The majority of GFTs are categorized as general services, accounting for around three quarters of the total GFTs. General services include in particular management and enforcement, and fisheries research. Other types of general services covered by GFTs include harbour construction and maintenance, as well as stock enhancement and habitat conservation.

Direct payments represent 15% of total GFTs. In 2007, USD 287 million were dedicated to decommissioning schemes, while USD 25 million were used to construct or modernize fishing vessels. Other direct payments include unemployment insurance (USD 244 million) and disaster relief (USD 266 million). The third category of GFTs, cost reducing transfers, accounted for 6% of the total GFTs.

### GFT to fishing for selected countries

Million US dollars



StatLink <http://dx.doi.org/10.1787/888932507331>

### Sources

- OECD (2010), *Review of Fisheries in OECD Countries: Policies and Summary Statistics*, OECD Publishing.
- OECD (2007), *Review of Fisheries in OECD Countries: Country Statistics*, OECD Publishing.

### Further information

#### Analytical publications

- Love, P. (2010), *Fisheries: While Stocks Last?*, OECD Insights, OECD Publishing.
- OECD (2009), *Reducing Fishing Capacity: Best Practices for Decommissioning Schemes*, OECD Publishing.
- OECD (2007), *Structural Change in Fisheries: Dealing with the Human Dimension*, OECD Publishing.
- OECD (2006), *Financial Support to Fisheries: Implications for Sustainable Development*, OECD Publishing.
- OECD (2006), *OECD Sustainable Development Studies – Subsidy Reform and Sustainable Development: Economic, Environmental and Social Aspects*, OECD Publishing.
- OECD (2005), *Environmentally Harmful Subsidies: Challenges for Reform*, OECD Publishing.
- OECD (2000), *Transition to Responsible Fisheries: Economic and Policy Implications*, OECD Publishing.
- OECD and Food and Agriculture Organization of the United Nations (FAO) (2008), *Globalisation and Fisheries – Proceedings of an OECD-FAO Workshop*, OECD Publishing.

#### Websites

- OECD Fisheries, [www.oecd.org/fisheries](http://www.oecd.org/fisheries).



## GOVERNMENT SUPPORT FOR FISHING

## Government financial transfers to fishing

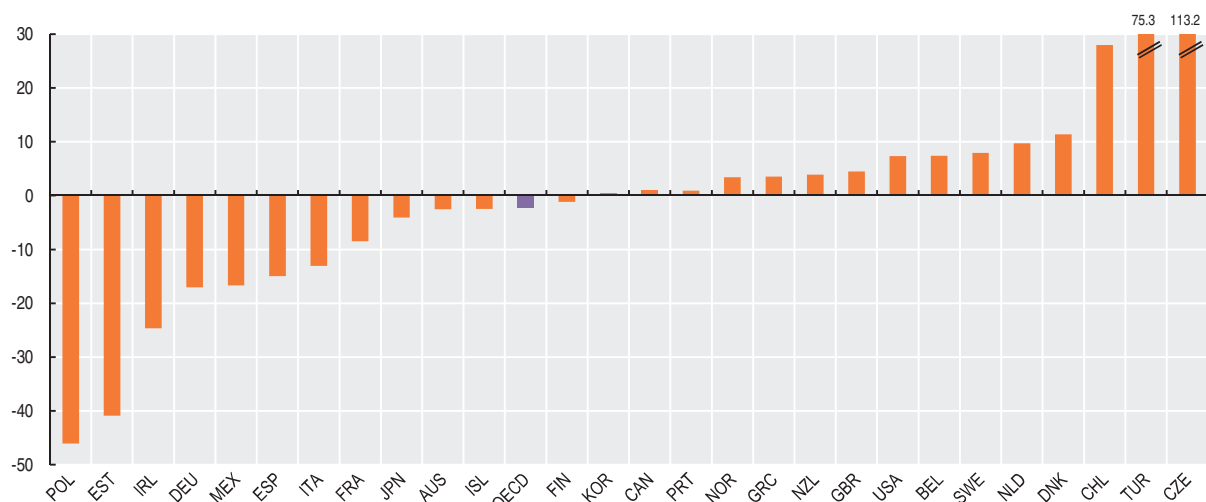
Thousand US dollars


	1997	1998	1999	2000	2001	2002	2003	2004	2005	2006	2007	2008	2009
Australia	41 230	..	..	82 272	75 902	78 038	95 558	95 560	38 420	45 772	57 954	66 959	..
Belgium	4 949	..	4 473	6 849	2 830	1 607	1 668	6 328	8 613	7 132	3 288	1 268	9 132
Canada	433 309	..	606 443	564 497	483 982	464 257	522 581	547 923	553 193	595 220	634 525	657 050	..
Chile	..	..	..	..	..	..	..	..	..	..	39 351	48 247	64 462
Czech Republic	..	..	..	..	..	..	..	..	..	3 801	8 836	29 234	36 844
Denmark	82 030	90 507	27 765	16 316	..	68 769	37 659	28 505	58 108	89 991	63 717	82 139	81 722
Estonia	..	..	..	..	..	..	..	..	..	11 579	9 002	4 047	..
Finland	26 198	26 888	19 236	13 908	16 510	16 025	20 231	19 397	24 816	17 569	20 877	20 900	17 066
France	140 807	..	71 665	166 147	141 786	155 283	179 740	236 811	126 194	36 535	35 229	..	..
Germany	63 215	16 488	31 276	29 834	28 988	28 208	33 890	6 088	17 284	4 899	6 815	5 129	4 817
Greece	46 958	26 908	43 030	87 315	86 957	88 334	119 045	35 500	61 013	57 188	56 276	66 744	60 795
Iceland	38 678	36 954	39 763	41 978	28 310	28 955	48 348	55 705	64 326	51 331	61 459	45 489	31 043
Ireland	98 880	..	143 184	..	..	63 632	64 960	21 448	22 144	19 743	..	..	..
Italy	91 811	..	200 470	217 679	231 680	159 630	149 270	170 055	74 524	194 696	123 276	56 855	..
Japan	2 945 785	2 135 946	2 537 536	2 913 149	2 574 086	2 323 601	2 310 744	2 437 934	2 165 198	1 952 853	1 821 144	..	..
Korea	378 994	211 927	471 556	320 449	428 313	538 695	495 280	495 280	649 387	644 000	702 990	793 569	490 126
Mexico	16 808	..	..	..	..	..	177 000	114 000	84 973	88 760	85 267	..	..
Netherlands	35 849	..	..	1 389	12 779	12 443	6 569	5 218	13 685	18 501	5 635	42 726	3 206
New Zealand	40 397	29 412	29 630	27 273	15 126	18 981	38 325	29 973	37 147	37 926	40 545	41 805	..
Norway	163 437	153 046	180 962	104 564	99 465	156 340	139 200	142 315	149 521	188 488	237 347	261 244	253 826
Poland	7 927	..	..	..	..	..	..	..	97 327	34 264	28 326	..	..
Portugal	65 077	..	28 674	25 578	25 066	24 899	26 930	26 930	32 769	29 219	30 896	..	..
Spain	344 581	296 642	399 604	364 096	376 614	301 926	353 290	257 730	249 047	247 647	188 082	102 699	78 979
Sweden	53 452	26 960	31 053	25 186	22 505	24 753	30 650	51 129	49 780	50 057	89 310	92 766	66 789
Turkey	15 114	..	1 277	26 372	17 721	16 167	16 300	59 500	98 072	135 931	144 927	199 858	..
United Kingdom	128 066	90 833	75 968	81 394	73 738	64 743	81 997	87 863	90 579	103 347	..	..	..
United States	1 002 580	1 041 000	1 103 100	1 037 710	1 169 590	1 130 810	1 290 440	1 147 521	1 407 813	1 793 833	1 985 497	2 084 409	..
OECD total	6 258 205	4 183 511	6 046 665	6 153 955	5 949 321	5 734 867	6 307 763	6 080 611	6 173 933	6 456 480	6 671 916	4 919 816	..

StatLink <http://dx.doi.org/10.1787/888932507293>

## Government financial transfers to fishing

Average annual growth in percentage, 1999-2009 or latest available period

StatLink <http://dx.doi.org/10.1787/888932507312>



**From:**  
**OECD Factbook 2011-2012**  
Economic, Environmental and Social Statistics

**Access the complete publication at:**  
<https://doi.org/10.1787/factbook-2011-en>

**Please cite this chapter as:**

OECD (2011), "Government support for fishing", in *OECD Factbook 2011-2012: Economic, Environmental and Social Statistics*, OECD Publishing, Paris.

DOI: <https://doi.org/10.1787/factbook-2011-100-en>

This work is published under the responsibility of the Secretary-General of the OECD. The opinions expressed and arguments employed herein do not necessarily reflect the official views of OECD member countries.

This document and any map included herein are without prejudice to the status of or sovereignty over any territory, to the delimitation of international frontiers and boundaries and to the name of any territory, city or area.

You can copy, download or print OECD content for your own use, and you can include excerpts from OECD publications, databases and multimedia products in your own documents, presentations, blogs, websites and teaching materials, provided that suitable acknowledgment of OECD as source and copyright owner is given. All requests for public or commercial use and translation rights should be submitted to [rights@oecd.org](mailto:rights@oecd.org). Requests for permission to photocopy portions of this material for public or commercial use shall be addressed directly to the Copyright Clearance Center (CCC) at [info@copyright.com](mailto:info@copyright.com) or the Centre français d'exploitation du droit de copie (CFC) at [contact@cfcopies.com](mailto:contact@cfcopies.com).