


Dynamics of growth, jobs and inequalities in West Africa

GDP

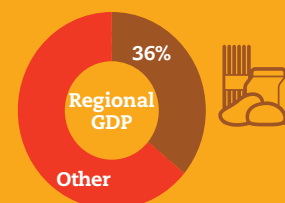
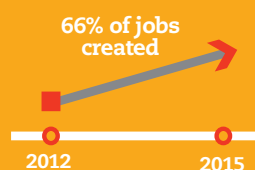
West Africa's GDP represents a quarter of the continent's total



Agro-food

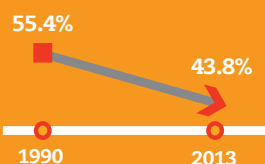
The agro-food sector created 82 million jobs

... and was already worth USD 178 billion in 2010




Poverty

Between 1990 and 2013, the poverty rate decreased

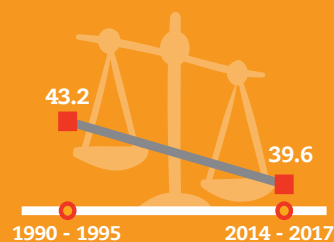


However, the number of people living in poverty increased to



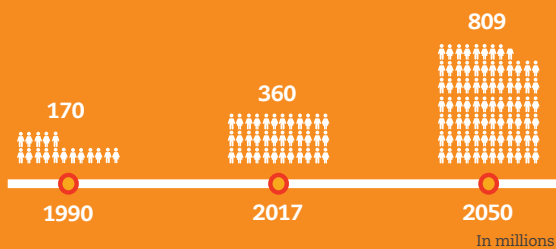
Inequality

The Gini coefficient in West Africa fell




Demographic growth


The population doubled in a generation, and will triple by 2050



Urbanisation

Urbanisation continues to increase, with urbanites now representing 43% of the population





From:
Africa's Development Dynamics 2018
Growth, Jobs and Inequalities

Access the complete publication at:
<https://doi.org/10.1787/9789264302501-en>

Please cite this chapter as:

African Union Commission/OECD (2018), "Infographic: Dynamics of growth, jobs and inequalities in West Africa", in *Africa's Development Dynamics 2018: Growth, Jobs and Inequalities*, OECD Publishing, Paris/ African Union Commission, Addis Ababa.

DOI: <https://doi.org/10.1787/9789264302501-19-en>

This document, as well as any data and map included herein, are without prejudice to the status of or sovereignty over any territory, to the delimitation of international frontiers and boundaries and to the name of any territory, city or area. Extracts from publications may be subject to additional disclaimers, which are set out in the complete version of the publication, available at the link provided.

The use of this work, whether digital or print, is governed by the Terms and Conditions to be found at <http://www.oecd.org/termsandconditions>.