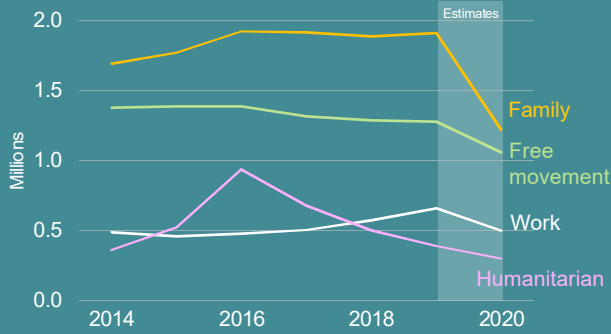


Infographic 1. Key facts and figures

COVID-19 has led to a record drop in migration flows

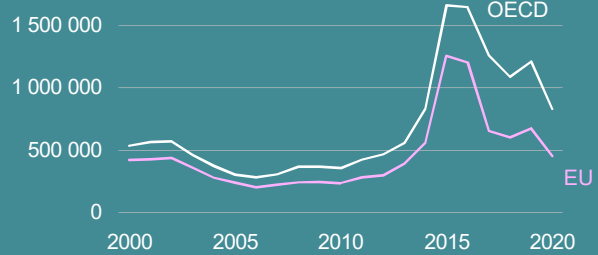
Permanent migration to OECD countries dropped by over 30% in 2020, to about 3.7 million – the lowest level since 2003.



Despite a massive drop, asylum seeking remained at high levels

New asylum applications fell by 31% in 2020; the sharpest drop since the end of the Balkan crisis in the early 1990s. However, the number remained above any year before 2014 except 1992.

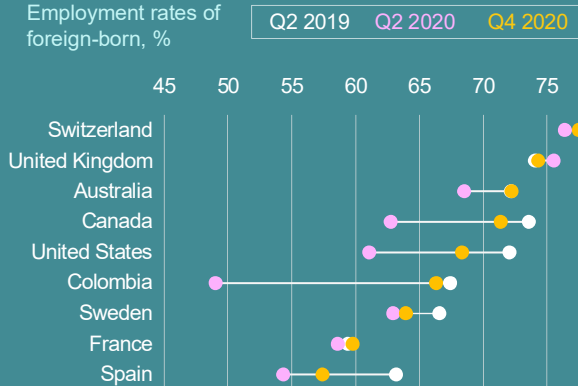
New asylum applications in OECD countries



Source: Eurostat, UNHCR

Migrant employment has bounced back


Employment rates of foreign-born, %



Source: National household and labour force surveys

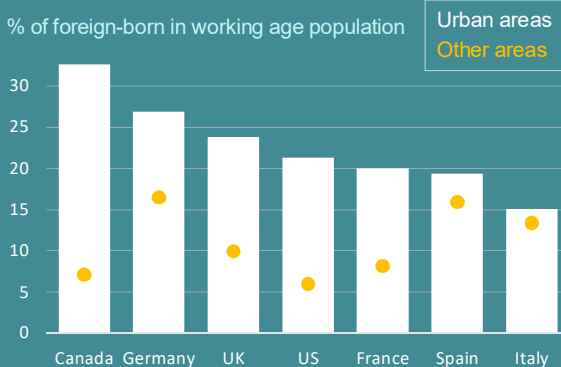
Women account for more than half of resident migrants in most countries

% of female immigrants residing in selected countries



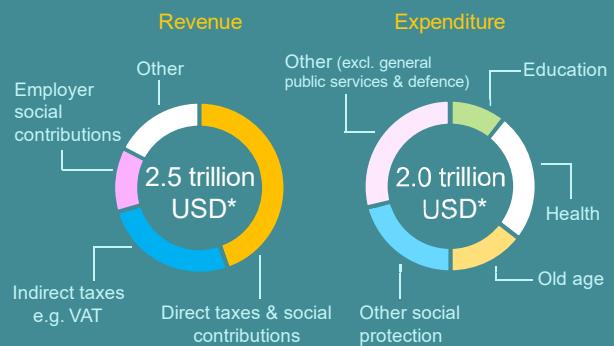
Migrants are concentrated in urban areas

% of foreign-born in working age population




Source: National household and labour force surveys

Migrants contribute more in taxes than they receive in benefits, health & education



*Total across 25 OECD countries, 2017



From:
International Migration Outlook 2021

Access the complete publication at:
<https://doi.org/10.1787/29f23e9d-en>

Please cite this chapter as:

OECD (2021), “Key facts and figures (infographic)”, in *International Migration Outlook 2021*, OECD Publishing, Paris.

DOI: <https://doi.org/10.1787/3e2ffd79-en>

This work is published under the responsibility of the Secretary-General of the OECD. The opinions expressed and arguments employed herein do not necessarily reflect the official views of OECD member countries.

This document, as well as any data and map included herein, are without prejudice to the status of or sovereignty over any territory, to the delimitation of international frontiers and boundaries and to the name of any territory, city or area. Extracts from publications may be subject to additional disclaimers, which are set out in the complete version of the publication, available at the link provided.

The use of this work, whether digital or print, is governed by the Terms and Conditions to be found at <http://www.oecd.org/termsandconditions>.