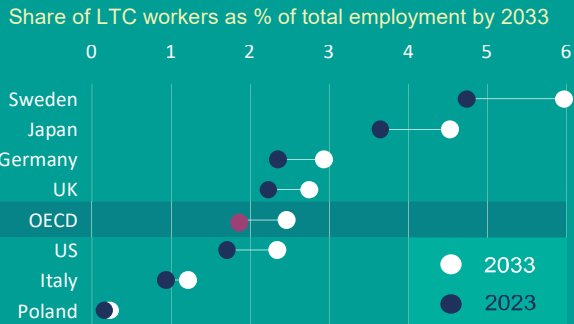


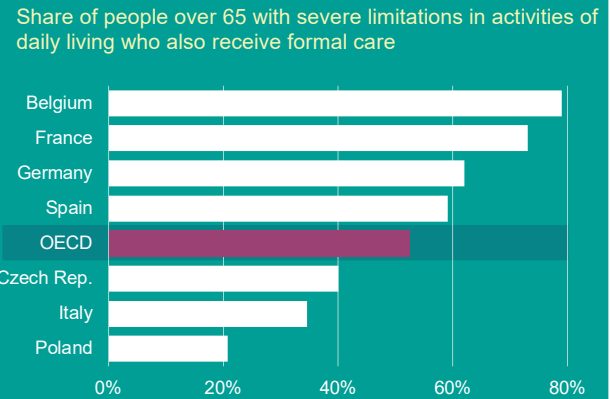
Infographic 1. Key facts and figures

Demand for long-term care workers will increase over the next decade



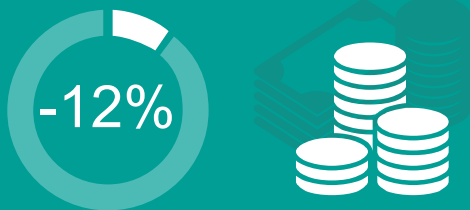
Employment levels in long-term care (as % of total employment) would need to rise by 32% over the next 10 years to meet the increase in demand for care workers.

Only half of older people with severe daily life limitations receive formal care



Low pay reduces the attractiveness of working in long-term care

On average, the hourly wages of personal care workers are 12% lower than what they would earn in other jobs.



Long-term care workers also earn 8% less than what they would earn in hospitals.

Care workers are highly exposed to physical and mental health risks



Care work is both physically and mentally arduous. LTC workers are much more exposed to risks to their physical and mental health than other employees.

Women represent overwhelming majority of LTC workers everywhere

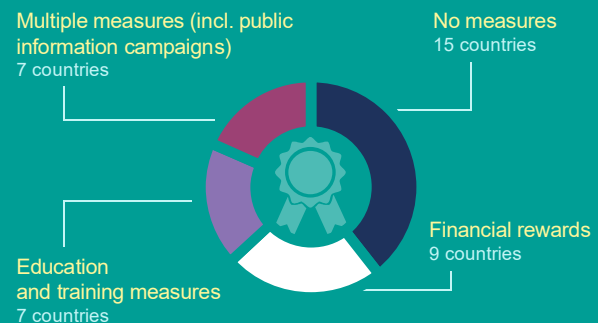
While women account for 87% of workers in long-term care, they still earn less than men doing the same job.




The only other sectors with such a female over-representation are cleaners, clerks and helpers.

Long-term care workers should be given recognition for their work

Long-term care workers often feel a lack of recognition, but many countries have taken measures to improve this.





From:
**Beyond Applause? Improving Working Conditions
in Long-Term Care**

Access the complete publication at:

<https://doi.org/10.1787/27d33ab3-en>

Please cite this chapter as:

OECD (2023), "Key facts and figures (Infographic)", in *Beyond Applause? Improving Working Conditions in Long-Term Care*, OECD Publishing, Paris.

DOI: <https://doi.org/10.1787/5588cb0c-en>

This document, as well as any data and map included herein, are without prejudice to the status of or sovereignty over any territory, to the delimitation of international frontiers and boundaries and to the name of any territory, city or area. Extracts from publications may be subject to additional disclaimers, which are set out in the complete version of the publication, available at the link provided.

The use of this work, whether digital or print, is governed by the Terms and Conditions to be found at <http://www.oecd.org/termsandconditions>.