

## Infographic 1. Key facts and figures

### Many adults do not participate in learning, especially among the low-educated




About 4 out of 10 high-educated adults do not participate in formal or non-formal learning.

About 8 out of 10 low-educated adults do not participate in formal or non-formal learning.



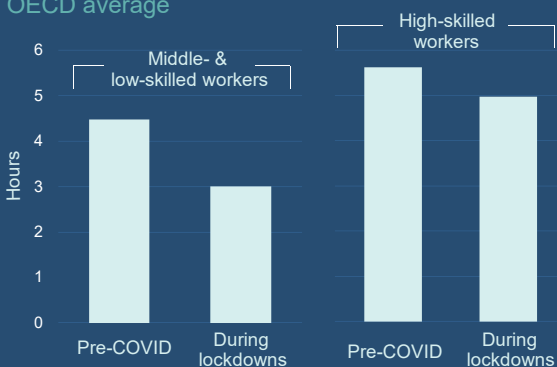
### Hours of adult learning dropped during widespread COVID-19 lockdowns

Estimated hours lost during widespread lockdowns in 2020/2021



### Drop in adult learning worse for middle- and low-skilled workers

Estimated weekly hours of informal learning per worker OECD average

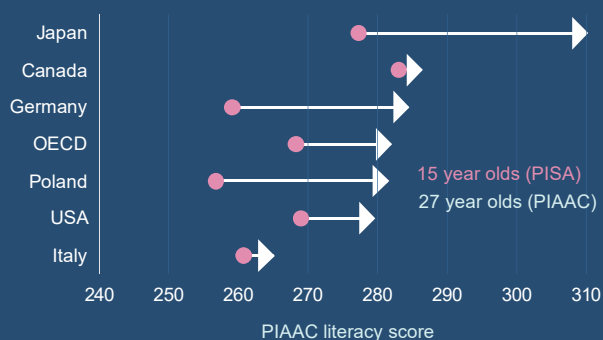


### Fall in job vacancies varied depending on required education level



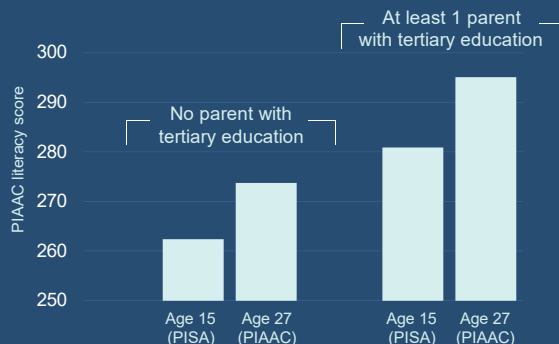
### Skill development is uneven during the key transition years


Low growth in literacy achievement between age 15 and 27 puts future development opportunities at risk



### Socio-economic disadvantages hamper skills at school and in transition years

Disadvantaged children generally have lower literacy scores at age 15 and the gap is even wider at age 27





**From:**  
**OECD Skills Outlook 2021**  
Learning for Life

**Access the complete publication at:**  
<https://doi.org/10.1787/0ae365b4-en>

**Please cite this chapter as:**

OECD (2021), “Key facts and figures (infographic)”, in *OECD Skills Outlook 2021: Learning for Life*, OECD Publishing, Paris.

DOI: <https://doi.org/10.1787/ebe9f4c7-en>

This work is published under the responsibility of the Secretary-General of the OECD. The opinions expressed and arguments employed herein do not necessarily reflect the official views of OECD member countries.

This document, as well as any data and map included herein, are without prejudice to the status of or sovereignty over any territory, to the delimitation of international frontiers and boundaries and to the name of any territory, city or area. Extracts from publications may be subject to additional disclaimers, which are set out in the complete version of the publication, available at the link provided.

The use of this work, whether digital or print, is governed by the Terms and Conditions to be found at <http://www.oecd.org/termsandconditions>.