

## Statistical annex

Table A.1. **Total population, mid-year, thousands, 2000 to 2015**

|                      | 2000           | 2005           | 2010           | 2011           | 2012           | 2013           | 2014           | 2015           |
|----------------------|----------------|----------------|----------------|----------------|----------------|----------------|----------------|----------------|
| Austria              | 8 012          | 8 228          | 8 363          | 8 392          | 8 430          | 8 479          | 8 542          | 8 638          |
| Belgium              | 10 251         | 10 479         | 10 896         | 11 048         | 11 128         | 11 183         | 11 206         | 11 249         |
| Bulgaria             | 8 170          | 7 659          | 7 396          | 7 348          | 7 306          | 7 265          | 7 224          | 7 178          |
| Croatia              | 4 468          | 4 312          | 4 296          | 4 283          | 4 269          | 4 254          | 4 236          | 4 208          |
| Cyprus               | 694            | 739            | 829            | 851            | 864            | 862            | 853            | 848            |
| Czech Republic       | 10 255         | 10 211         | 10 474         | 10 496         | 10 511         | 10 514         | 10 525         | 10 546         |
| Denmark              | 5 340          | 5 419          | 5 548          | 5 571          | 5 592          | 5 615          | 5 643          | 5 683          |
| Estonia              | 1 397          | 1 355          | 1 331          | 1 327          | 1 323          | 1 318          | 1 315          | 1 315          |
| Finland              | 5 176          | 5 246          | 5 363          | 5 388          | 5 414          | 5 439          | 5 462          | 5 480          |
| France               | 60 762         | 63 001         | 64 819         | 65 128         | 65 439         | 65 745         | 66 152         | 66 538         |
| Germany <sup>1</sup> | 82 212         | 82 469         | 81 777         | 80 275         | 80 426         | 80 646         | 80 983         | 81 680         |
| Greece               | 10 806         | 10 987         | 11 121         | 11 105         | 11 045         | 10 965         | 10 892         | 10 826         |
| Hungary              | 10 211         | 10 087         | 10 000         | 9 972          | 9 920          | 9 893          | 9 866          | 9 843          |
| Ireland              | 3 805          | 4 160          | 4 560          | 4 577          | 4 587          | 4 598          | 4 617          | 4 644          |
| Italy                | 56 942         | 57 969         | 59 277         | 59 379         | 59 540         | 60 234         | 60 789         | 60 731         |
| Latvia               | 2 368          | 2 239          | 2 098          | 2 060          | 2 034          | 2 013          | 1 994          | 1 978          |
| Lithuania            | 3 500          | 3 323          | 3 097          | 3 028          | 2 988          | 2 958          | 2 932          | 2 905          |
| Luxembourg           | 436            | 465            | 507            | 518            | 531            | 543            | 556            | 570            |
| Malta                | 381            | 404            | 415            | 416            | 419            | 423            | 427            | 432            |
| Netherlands          | 15 926         | 16 320         | 16 615         | 16 693         | 16 755         | 16 804         | 16 865         | 16 940         |
| Poland               | 38 259         | 38 165         | 38 043         | 38 063         | 38 063         | 38 040         | 38 012         | 37 986         |
| Portugal             | 10 290         | 10 503         | 10 573         | 10 558         | 10 515         | 10 457         | 10 401         | 10 358         |
| Romania              | 22 443         | 21 320         | 20 247         | 20 148         | 20 058         | 19 984         | 19 909         | 19 815         |
| Slovak Republic      | 5 389          | 5 373          | 5 391          | 5 398          | 5 408          | 5 413          | 5 419          | 5 424          |
| Slovenia             | 1 989          | 2 000          | 2 049          | 2 053          | 2 057          | 2 060          | 2 062          | 2 064          |
| Spain                | 40 568         | 43 653         | 46 577         | 46 743         | 46 773         | 46 620         | 46 481         | 46 444         |
| Sweden               | 8 872          | 9 030          | 9 378          | 9 449          | 9 519          | 9 600          | 9 696          | 9 799          |
| United Kingdom       | 58 893         | 60 401         | 62 766         | 63 259         | 63 700         | 64 128         | 64 559         | 65 054         |
| <b>EU28 (total)</b>  | <b>487 813</b> | <b>495 517</b> | <b>503 808</b> | <b>503 525</b> | <b>504 614</b> | <b>506 055</b> | <b>507 619</b> | <b>509 175</b> |
| Albania              | 3 061          | 3 142          | ..             | ..             | ..             | 2 897          | 2 894          | 2 889          |
| FYR of Macedonia     | 2 026          | 2 037          | 2 055          | 2 059          | 2 061          | 2 064          | 2 067          | 2 070          |
| Iceland              | 281            | 297            | 318            | 319            | 321            | 324            | 327            | 331            |
| Montenegro           | 605            | 613            | 619            | 620            | 621            | 621            | 622            | 622            |
| Norway               | 4 491          | 4 623          | 4 889          | 4 953          | 5 019          | 5 080          | 5 137          | 5 190          |
| Serbia               | 7 516          | 7 441          | 7 291          | 7 234          | 7 199          | 7 164          | 7 131          | 7 095          |
| Switzerland          | 7 184          | 7 437          | 7 825          | 7 912          | 7 997          | 8 089          | 8 189          | 8 281          |
| Turkey               | 65 809         | 68 435         | 73 142         | 74 224         | 75 176         | 76 148         | 77 182         | 78 218         |

1. Data for 2015 are provisional and subject to revisions.

Source: Eurostat Database (data extracted in August 2016).


StatLink  <http://dx.doi.org/10.1787/888933430243>

Table A.2. Share of the population aged 65 and over, 1st January, 1960 to 2015

|                      | 1960       | 1970        | 1980        | 1990        | 2000        | 2010        | 2011        | 2012        | 2013        | 2014        | 2015        |
|----------------------|------------|-------------|-------------|-------------|-------------|-------------|-------------|-------------|-------------|-------------|-------------|
| Austria              | 12.1       | 14.0        | 15.5        | 14.8        | 15.4        | 17.6        | 17.6        | 17.8        | 18.0        | 18.2        | 18.5        |
| Belgium              | 11.9       | 13.3        | 14.3        | 14.8        | 16.7        | 17.1        | 17.0        | 17.3        | 17.5        | 17.8        | 18.0        |
| Bulgaria             | 7.4        | 9.4         | 11.7        | 13.0        | 16.2        | 18.2        | 18.5        | 18.9        | 19.2        | 19.6        | 20.0        |
| Croatia              | ..         | ..          | ..          | ..          | 16.1        | 17.9        | 17.8        | 17.9        | 18.2        | 18.5        | 18.8        |
| Cyprus               | 6.4        | ..          | 10.8        | 10.7        | 11.2        | 12.4        | 12.5        | 12.8        | 13.3        | 14.0        | 14.6        |
| Czech Republic       | 9.5        | 12.0        | 13.6        | 12.5        | 13.8        | 15.3        | 15.6        | 16.2        | 16.8        | 17.3        | 17.8        |
| Denmark              | 10.5       | 12.1        | 14.3        | 15.6        | 14.8        | 16.3        | 16.8        | 17.3        | 17.8        | 18.2        | 18.6        |
| Estonia              | 10.5       | 11.6        | 12.5        | 11.6        | 14.9        | 17.5        | 17.5        | 17.7        | 18.1        | 18.4        | 18.8        |
| Finland              | 7.2        | 9.0         | 11.9        | 13.3        | 14.8        | 17.0        | 17.5        | 18.1        | 18.7        | 19.3        | 19.9        |
| France               | 11.6       | 12.9        | 13.9        | 14.0        | 16.2        | 17.1        | 17.2        | 17.6        | 17.5        | 18.0        | 18.4        |
| Germany <sup>1</sup> | 10.7       | 13.0        | 15.5        | 15.2        | 16.2        | 20.7        | 20.6        | 21.0        | 21.1        | 20.8        | 21.0        |
| Greece               | 9.3        | 11.1        | 13.0        | 13.6        | 17.3        | 19.0        | 19.3        | 19.7        | 20.1        | 20.6        | 20.9        |
| Hungary              | 8.9        | 11.5        | 13.5        | 13.2        | 15.0        | 16.6        | 16.8        | 16.9        | 17.2        | 17.6        | 17.9        |
| Ireland              | 11.1       | 11.1        | 10.7        | 11.4        | 11.1        | 11.2        | 11.5        | 11.9        | 12.2        | 12.6        | 13.0        |
| Italy                | 9.2        | 10.7        | 13.1        | 14.7        | 18.1        | 20.4        | 20.5        | 20.8        | 21.0        | 21.4        | 21.7        |
| Latvia               | ..         | 11.9        | 13.0        | 11.8        | 14.9        | 18.3        | 18.5        | 18.7        | 18.9        | 19.1        | 19.4        |
| Lithuania            | ..         | 6.7         | 7.0         | 10.8        | 13.7        | 17.3        | 17.9        | 18.1        | 18.2        | 18.4        | 18.7        |
| Luxembourg           | 10.8       | 12.4        | 13.6        | 13.3        | 14.2        | 13.8        | 13.7        | 13.8        | 13.8        | 13.9        | 14.2        |
| Malta                | ..         | ..          | 8.4         | 10.3        | 12.1        | 14.9        | 15.7        | 16.4        | 17.1        | 17.8        | 18.5        |
| Netherlands          | 8.9        | 10.1        | 11.4        | 12.7        | 13.5        | 15.3        | 15.5        | 16.2        | 16.8        | 17.3        | 17.8        |
| Poland               | 5.8        | 8.2         | 10.1        | 9.9         | 12.1        | 13.6        | 13.6        | 14.0        | 14.4        | 14.9        | 15.4        |
| Portugal             | 7.8        | 9.2         | 11.1        | 13.2        | 16.0        | 18.3        | 18.7        | 19.1        | 19.4        | 19.9        | 20.3        |
| Romania              | ..         | 8.5         | 10.2        | 10.3        | 13.2        | 16.2        | 16.2        | 16.2        | 16.3        | 16.6        | 17.0        |
| Slovak Republic      | 6.7        | 9.1         | 10.5        | 10.2        | 11.4        | 12.4        | 12.6        | 12.8        | 13.1        | 13.5        | 14.0        |
| Slovenia             | ..         | ..          | 10.8        | 10.6        | 13.8        | 16.5        | 16.5        | 16.8        | 17.1        | 17.5        | 17.9        |
| Spain                | 8.2        | 9.5         | 10.8        | 13.4        | 16.7        | 16.8        | 17.1        | 17.4        | 17.7        | 18.2        | 18.5        |
| Sweden               | 11.6       | 13.5        | 16.2        | 17.7        | 17.3        | 18.0        | 18.4        | 18.7        | 19.0        | 19.3        | 19.6        |
| United Kingdom       | 11.6       | 12.9        | 14.9        | 15.7        | 15.8        | 16.2        | 16.4        | 16.7        | 17.1        | 17.4        | 17.7        |
| <b>EU28 (total)</b>  | <b>9.8</b> | <b>11.3</b> | <b>13.1</b> | <b>13.7</b> | <b>15.7</b> | <b>17.5</b> | <b>17.6</b> | <b>18.0</b> | <b>18.2</b> | <b>18.5</b> | <b>18.9</b> |
| Albania              | ..         | ..          | ..          | ..          | ..          | ..          | ..          | ..          | ..          | 12.0        | 12.5        |
| FYR of Macedonia     | ..         | ..          | ..          | ..          | 9.8         | 11.6        | 11.7        | 11.8        | 12.0        | 12.4        | 12.7        |
| Iceland              | 7.9        | 8.7         | 9.8         | 10.5        | 11.5        | 12.0        | 12.3        | 12.6        | 12.9        | 13.1        | 13.5        |
| Montenegro           | ..         | ..          | ..          | ..          | 12.2        | 12.9        | 12.8        | 12.9        | 13.1        | 13.3        | 13.7        |
| Norway               | 10.9       | 12.8        | 14.6        | 16.3        | 15.2        | 14.8        | 15.0        | 15.3        | 15.6        | 15.8        | 16.1        |
| Serbia               | ..         | ..          | ..          | ..          | 16.0        | 17.1        | 17.2        | 17.3        | 17.6        | 18.1        | 18.5        |
| Switzerland          | 10.1       | 11.2        | 13.8        | 14.5        | 15.2        | 16.7        | 16.8        | 17.1        | 17.3        | 17.5        | 17.8        |
| Turkey               | 3.5        | 4.3         | 4.7         | 4.2         | 5.4         | 7.0         | 7.2         | 7.3         | 7.5         | 7.6         | 8.0         |

| Break in series.

1. Population figures for Germany prior to 1991 refer to West Germany.

Source: Eurostat Database (data extracted in May 2016).


StatLink  <http://dx.doi.org/10.1787/888933430253>

Table A.3. Crude birth rate, per 1 000 population, 1960 to 2015

|                      | 1960 | 1970        | 1980        | 1990        | 2000        | 2010        | 2011        | 2012        | 2013        | 2014        | 2015        |
|----------------------|------|-------------|-------------|-------------|-------------|-------------|-------------|-------------|-------------|-------------|-------------|
| Austria              | 17.9 | 15.0        | 12.0        | 11.8        | 9.8         | 9.4         | 9.3         | 9.4         | 9.4         | 9.6         | 9.8         |
| Belgium              | 16.8 | 14.7        | 12.6        | 12.4        | 11.4        | 11.9        | 11.6        | 11.5        | 11.2        | 11.1        | 10.9        |
| Bulgaria             | 17.8 | 16.3        | 14.5        | 12.1        | 9.0         | 10.2        | 9.6         | 9.5         | 9.2         | 9.4         | 9.2         |
| Croatia              | 18.4 | 13.8        | 14.8        | 11.6        | 9.8         | 10.1        | 9.6         | 9.8         | 9.4         | 9.3         | 8.9         |
| Cyprus               | 26.2 | 19.2        | 20.4        | 18.3        | 12.2        | 11.8        | 11.3        | 11.8        | 10.8        | 10.9        | 10.8        |
| Czech Republic       | 13.4 | 15.0        | 14.9        | 12.6        | 8.9         | 11.2        | 10.4        | 10.3        | 10.2        | 10.4        | 10.5        |
| Denmark              | 16.6 | 14.4        | 11.2        | 12.3        | 12.6        | 11.4        | 10.6        | 10.4        | 10.0        | 10.1        | 10.2        |
| Estonia              | 16.7 | 15.8        | 15.0        | 14.2        | 9.4         | 11.9        | 11.1        | 10.6        | 10.3        | 10.3        | 10.6        |
| Finland              | 18.5 | 14.0        | 13.2        | 13.1        | 11.0        | 11.4        | 11.1        | 11.0        | 10.7        | 10.5        | 10.1        |
| France               | 17.9 | 16.7        | 14.9        | 13.4        | 13.1        | 12.8        | 12.5        | 12.4        | ..          | ..          | ..          |
| Germany <sup>1</sup> | 17.4 | 13.3        | 10.1        | 11.5        | 9.3         | 8.3         | 8.3         | 8.4         | 8.5         | 8.8         | 9.0         |
| Greece               | 18.9 | 16.5        | 15.4        | 10.0        | 9.6         | 10.3        | 9.6         | 9.1         | 8.6         | 8.5         | 8.5         |
| Hungary              | 14.7 | 14.7        | 13.9        | 12.1        | 9.6         | 9.0         | 8.8         | 9.1         | 9.0         | 9.5         | 9.4         |
| Ireland              | 21.5 | 21.8        | 21.7        | 15.1        | 14.4        | 16.5        | 16.2        | 15.7        | 15.0        | 14.6        | 14.2        |
| Italy                | 18.1 | 16.7        | 11.3        | 10.0        | 9.5         | 9.5         | 9.2         | 9.0         | 8.5         | 8.3         | 8.0         |
| Latvia               | 16.7 | 14.6        | 14.1        | 14.2        | 8.6         | 9.4         | 9.1         | 9.8         | 10.2        | 10.9        | 11.1        |
| Lithuania            | 22.5 | 17.7        | 15.2        | 15.4        | 9.8         | 9.9         | 10.0        | 10.2        | 10.1        | 10.4        | 10.8        |
| Luxembourg           | 16.0 | 13.0        | 11.4        | 12.9        | 13.1        | 11.6        | 10.9        | 11.3        | 11.3        | 10.9        | 10.7        |
| Malta                | 26.2 | 17.6        | 17.7        | 15.2        | 11.5        | 9.4         | 10.0        | 9.8         | 9.5         | 9.8         | 10.0        |
| Netherlands          | 20.8 | 18.3        | 12.8        | 13.2        | 13.0        | 11.1        | 10.8        | 10.5        | 10.2        | 10.4        | 10.0        |
| Poland               | 22.6 | 16.8        | 19.6        | 14.4        | 9.9         | 10.9        | 10.2        | 10.1        | 9.7         | 9.9         | 9.7         |
| Portugal             | 24.1 | 20.8        | 16.2        | 11.7        | 11.7        | 9.6         | 9.2         | 8.5         | 7.9         | 7.9         | 8.3         |
| Romania              | 19.1 | 21.1        | 17.9        | 13.6        | 10.4        | 10.5        | 9.7         | 10.0        | 9.1         | 9.7         | 9.3         |
| Slovak Republic      | 21.7 | 17.8        | 19.1        | 15.1        | 10.2        | 11.2        | 11.3        | 10.3        | 10.1        | 10.2        | 10.3        |
| Slovenia             | 17.6 | 15.9        | 15.7        | 11.2        | 9.1         | 10.9        | 10.7        | 10.7        | 10.2        | 10.3        | 10.0        |
| Spain                | 21.7 | 19.5        | 15.2        | 10.3        | 9.8         | 10.4        | 10.1        | 9.7         | 9.1         | 9.2         | 9.0         |
| Sweden               | 13.7 | 13.7        | 11.7        | 14.5        | 10.2        | 12.3        | 11.8        | 11.9        | 11.8        | 11.9        | 11.7        |
| United Kingdom       | 17.5 | 16.2        | 13.4        | 13.9        | 11.5        | 12.9        | 12.8        | 12.8        | 12.1        | 12.0        | 11.9        |
| <b>EU28 (total)</b>  | ..   | <b>16.3</b> | <b>14.0</b> | <b>12.4</b> | <b>10.6</b> | <b>10.7</b> | <b>10.5</b> | <b>10.4</b> | <b>10.0</b> | <b>10.1</b> | <b>10.0</b> |
| Albania              | 43.3 | 32.5        | 26.5        | 25.1        | 16.7        | ..          | ..          | ..          | 12.3        | 12.4        | 11.5        |
| FYR of Macedonia     | 31.7 | 23.2        | 21.0        | 18.8        | 14.5        | 11.8        | 11.1        | 11.4        | 11.2        | 11.4        | 11.1        |
| Iceland              | 28.0 | 19.7        | 19.8        | 18.7        | 15.3        | 15.4        | 14.1        | 14.1        | 13.4        | 13.4        | 12.5        |
| Montenegro           | ..   | ..          | ..          | ..          | 15.2        | 12.0        | 11.6        | 12.0        | 12.0        | 12.1        | 11.9        |
| Norway               | 17.3 | 16.7        | 12.5        | 14.4        | 13.2        | 12.6        | 12.2        | 12.0        | 11.6        | 11.5        | 11.4        |
| Serbia               | ..   | ..          | ..          | ..          | 9.8         | 9.4         | 9.1         | 9.3         | 9.2         | 9.3         | 9.3         |
| Switzerland          | 17.7 | 16.1        | 11.7        | 12.5        | 10.9        | 10.3        | 10.2        | 10.3        | 10.2        | 10.4        | 10.2        |
| Turkey               | ..   | ..          | ..          | ..          | 21.1        | 17.2        | 16.7        | 17.0        | 16.8        | 17.3        | 16.9        |

Note: Crude birth rate is defined as the number of live births per 1 000 population.

| Break in series.

1. Population figures for Germany prior to 1991 refer to West Germany.

Source: Eurostat Database (data extracted in August 2016).

StatLink  <http://dx.doi.org/10.1787/888933430262>

Table A.4. Fertility rate, number of children per women aged 15-49, 1960 to 2014

|                      | 1960        | 1970        | 1980        | 1990        | 2000        | 2010        | 2011        | 2012        | 2013        | 2014        |
|----------------------|-------------|-------------|-------------|-------------|-------------|-------------|-------------|-------------|-------------|-------------|
| Austria              | 2.69        | 2.29        | 1.65        | 1.46        | 1.36        | 1.44        | 1.43        | 1.44        | 1.44        | 1.46        |
| Belgium              | 2.54        | 2.25        | 1.68        | 1.62        | 1.64        | 1.84        | 1.81        | 1.79        | 1.74        | 1.72        |
| Bulgaria             | 2.31        | 2.17        | 2.05        | 1.82        | 1.26        | 1.57        | 1.51        | 1.50        | 1.48        | 1.53        |
| Croatia              | ..          | ..          | ..          | ..          | ..          | 1.55        | 1.48        | 1.51        | 1.46        | 1.46        |
| Cyprus               | ..          | ..          | ..          | 2.41        | 1.64        | 1.44        | 1.35        | 1.39        | 1.30        | 1.31        |
| Czech Republic       | 2.11        | 1.91        | 2.10        | 1.89        | 1.14        | 1.49        | 1.43        | 1.45        | 1.46        | 1.53        |
| Denmark              | 2.54        | 1.95        | 1.55        | 1.67        | 1.77        | 1.87        | 1.75        | 1.73        | 1.67        | 1.69        |
| Estonia              | 1.98        | 2.17        | 2.02        | 2.05        | 1.36        | 1.72        | 1.61        | 1.56        | 1.52        | 1.54        |
| Finland              | 2.71        | 1.83        | 1.63        | 1.79        | 1.73        | 1.87        | 1.83        | 1.80        | 1.75        | 1.71        |
| France               | 2.74        | 2.48        | 1.95        | 1.78        | 1.87        | 2.02        | 2.00        | 1.99        | 1.97        | 1.98        |
| Germany <sup>1</sup> | 2.37        | 2.03        | 1.56        | 1.45        | 1.38        | 1.39        | 1.39        | 1.41        | 1.42        | 1.47        |
| Greece               | 2.23        | 2.40        | 2.23        | 1.39        | 1.25        | 1.48        | 1.40        | 1.34        | 1.29        | 1.30        |
| Hungary              | 2.02        | 1.97        | 1.92        | 1.84        | 1.33        | 1.26        | 1.24        | 1.34        | 1.34        | 1.41        |
| Ireland              | 3.76        | 3.87        | 3.23        | 2.12        | 1.90        | 2.06        | 2.04        | 2.01        | 1.96        | 1.95        |
| Italy                | 2.41        | 2.42        | 1.68        | 1.36        | 1.26        | 1.41        | 1.39        | 1.42        | 1.39        | 1.37        |
| Latvia               | 1.94        | 2.02        | 1.90        | 2.01        | 1.25        | 1.36        | 1.33        | 1.44        | 1.52        | 1.65        |
| Lithuania            | ..          | 2.40        | 1.99        | 2.03        | 1.39        | 1.50        | 1.55        | 1.60        | 1.59        | 1.63        |
| Luxembourg           | 2.28        | 1.98        | 1.50        | 1.62        | 1.78        | 1.63        | 1.51        | 1.57        | 1.55        | 1.50        |
| Malta                | ..          | ..          | 1.99        | 2.04        | 1.70        | 1.36        | 1.45        | 1.43        | 1.38        | 1.42        |
| Netherlands          | 3.12        | 2.57        | 1.60        | 1.62        | 1.72        | 1.80        | 1.76        | 1.72        | 1.68        | 1.71        |
| Poland               | 2.98        | 2.20        | 2.28        | 1.99        | 1.37        | 1.38        | 1.30        | 1.30        | 1.26        | 1.29        |
| Portugal             | 3.10        | 2.83        | 2.18        | 1.56        | 1.56        | 1.39        | 1.35        | 1.28        | 1.21        | 1.23        |
| Romania              | ..          | ..          | 2.43        | 1.83        | 1.31        | 1.59        | 1.47        | 1.52        | 1.41        | 1.52        |
| Slovak Republic      | 3.07        | 2.40        | 2.31        | 2.09        | 1.29        | 1.40        | 1.45        | 1.34        | 1.34        | 1.35        |
| Slovenia             | 2.18        | 2.21        | 2.11        | 1.46        | 1.26        | 1.57        | 1.56        | 1.58        | 1.55        | 1.58        |
| Spain                | 2.86        | 2.90        | 2.22        | 1.36        | 1.23        | 1.37        | 1.34        | 1.32        | 1.27        | 1.32        |
| Sweden               | 2.20        | 1.94        | 1.68        | 2.14        | 1.55        | 1.98        | 1.90        | 1.91        | 1.89        | 1.88        |
| United Kingdom       | 2.72        | 2.43        | 1.90        | 1.83        | 1.64        | 1.92        | 1.91        | 1.92        | 1.83        | 1.81        |
| <b>EU28 (total)</b>  | <b>2.61</b> | <b>2.35</b> | <b>1.92</b> | <b>1.66</b> | <b>1.46</b> | <b>1.60</b> | <b>1.57</b> | <b>1.58</b> | <b>1.54</b> | <b>1.57</b> |
| Albania              | ..          | ..          | ..          | ..          | ..          | ..          | ..          | ..          | ..          | 1.78        |
| FYR of Macedonia     | ..          | ..          | ..          | ..          | 1.88        | 1.56        | 1.46        | 1.51        | 1.49        | 1.52        |
| Iceland              | 4.26        | 2.81        | 2.48        | 2.31        | 2.08        | 2.20        | 2.02        | 2.04        | 1.93        | 1.93        |
| Montenegro           | ..          | ..          | ..          | ..          | ..          | 1.70        | 1.65        | 1.72        | 1.73        | 1.75        |
| Norway               | 2.91        | 2.50        | 1.72        | 1.93        | 1.85        | 1.95        | 1.88        | 1.85        | 1.78        | 1.76        |
| Serbia               | ..          | ..          | ..          | ..          | 1.48        | 1.40        | 1.40        | 1.45        | 1.43        | 1.46        |
| Switzerland          | 2.44        | 2.10        | 1.55        | 1.59        | 1.50        | 1.54        | 1.52        | 1.53        | 1.52        | 1.54        |
| Turkey               | 6.40        | 5.00        | 4.63        | 3.07        | 2.27        | 2.08        | 2.05        | 2.11        | 2.10        | 2.18        |

1. Population figures for Germany prior to 1991 refer to West Germany.

Source: Eurostat Database (data extracted in May 2016).

StatLink  <http://dx.doi.org/10.1787/888933430274>

Table A.5. GDP per capita in 2014 and average annual growth rates, 2007 to 2015

|                     | GDP per capita<br>in EUR PPP | Annual growth rate per capita in real terms |             |            |            |             |             |            |            |
|---------------------|------------------------------|---|-------------|------------|------------|-------------|-------------|------------|------------|
|                     |                              | 2007/08                                     | 2008/09     | 2009/10    | 2010/11    | 2011/12     | 2012/13     | 2013/14    | 2014/15    |
| Austria             | 35 620                       | 1.2   | -4.1        | 1.7        | 2.5        | 0.3         | -0.5        | -0.1       | 0.6        |
| Belgium             | 32 301                       | 0.0   | -3.1        | 1.8        | 0.4        | -0.6        | -0.5        | 0.9        | 1.1        |
| Bulgaria            | 12 804                       | 6.4   | -3.6        | 0.7        | 2.2        | 0.8         | 1.9         | 2.1        | 3.3        |
| Croatia             | 16 108                       | 2.1   | -7.3        | -1.5       | 0.0        | -1.9        | -0.7        | 0.1        | 1.9        |
| Cyprus              | 22 398                       | 1.1   | -4.6        | -1.3       | -2.1       | -3.9        | -5.7        | -1.4       | 2.2        |
| Czech Republic      | 23 494                       | 1.9   | -5.4        | 2.0        | 1.8        | -0.9        | -0.5        | 2.6        | 4.4        |
| Denmark             | 34 226                       | -1.3  | -5.6        | 1.2        | 0.7        | -0.4        | -0.7        | 0.7        | 0.7        |
| Estonia             | 20 939                       | -5.2  | -14.6       | 2.7        | 7.9        | 5.6         | 1.9         | 3.2        | 1.2        |
| Finland             | 30 280                       | 0.3   | -8.7        | 2.5        | 2.1        | -1.9        | -1.2        | -1.1       | 0.4        |
| France              | 29 347                       | -0.4  | -3.4        | 1.5        | 1.6        | -0.3        | 0.1         | -0.1       | 1.0        |
| Germany             | 34 522                       | 1.3   | -5.4        | 4.2        | 3.6        | 2.1         | 0.0         | 1.2        | 1.4        |
| Greece              | 19 938                       | -0.6  | -4.6        | -5.6       | -9.0       | -6.8        | -2.5        | 1.3        | 0.1        |
| Hungary             | 18 648                       | 1.0   | -6.4        | 1.0        | 2.0        | -1.2        | 2.2         | 4.0        | 3.1        |
| Ireland             | 36 742                       | -4.1  | -6.6        | -0.1       | 2.2        | -0.1        | 1.2         | 4.8        | 7.5        |
| Italy               | 26 356                       | -1.7  | -5.9        | 1.4        | 0.4        | -3.1        | -2.9        | -1.3       | 0.7        |
| Latvia              | 17 522                       | -2.6  | -12.9       | -1.8       | 8.2        | 5.3         | 4.1         | 3.3        | 3.1        |
| Lithuania           | 20 601                       | 3.7   | -13.9       | 3.8        | 8.5        | 5.2         | 4.6         | 3.9        | 2.0        |
| Luxembourg          | 73 264                       | -2.6  | -7.1        | 3.8        | 0.3        | -3.2        | 2.0         | 1.6        | 2.4        |
| Malta               | 23 563                       | 2.7   | -3.2        | 3.0        | 1.4        | 2.1         | 3.3         | 2.6        | 6.0        |
| Netherlands         | 35 919                       | 1.3   | -4.3        | 0.9        | 1.2        | -1.4        | -0.5        | 1.1        | 1.7        |
| Poland              | 18 798                       | 4.2   | 2.8         | 3.9        | 5.0        | 1.6         | 1.3         | 3.4        | 3.7        |
| Portugal            | 21 401                       | 0.1   | -3.1        | 1.9        | -1.7       | -3.6        | -0.6        | 1.5        | 1.7        |
| Romania             | 15 159                       | 10.3  | -6.3        | -0.2       | 1.6        | 1.1         | 3.9         | 3.3        | 4.0        |
| Slovak Republic     | 21 078                       | 5.6   | -5.6        | 5.0        | 2.7        | 1.4         | 1.3         | 2.4        | 3.5        |
| Slovenia            | 22 623                       | 3.1   | -8.6        | 0.8        | 0.4        | -2.9        | -1.2        | 2.9        | 2.8        |
| Spain               | 25 021                       | -0.5  | -4.4        | -0.4       | -1.4       | -2.7        | -1.3        | 1.7        | 3.3        |
| Sweden              | 33 706                       | -1.3  | -6.0        | 5.1        | 1.9        | -1.0        | 0.4         | 1.3        | 3.6        |
| United Kingdom      | 30 012                       | -1.4  | -5.0        | 1.1        | 0.7        | 0.6         | 1.2         | 2.3        | 1.8        |
| <b>EU28 (total)</b> | <b>27 486</b>                | <b>0.1</b>                                  | <b>-4.7</b> | <b>1.8</b> | <b>1.5</b> | <b>-0.4</b> | <b>-0.1</b> | <b>1.0</b> | <b>1.8</b> |
| Albania             | 8 307                        | ..  | ..          | ..         | ..         | ..          | ..          | 2.1        | ..         |
| FYR of Macedonia    | 10 098                       | 5.3   | -0.5        | 3.1        | 2.2        | -0.6        | 2.8         | 3.4        | 3.6        |
| Iceland             | 32 972                       | -0.4  | -5.0        | -3.4       | 1.7        | 0.7         | 3.4         | 0.8        | 3.4        |
| Montenegro          | 11 202                       | ..  | ..          | ..         | ..         | -2.8        | 3.4         | 1.7        | ..         |
| Norway              | 48 890                       | -0.9  | -2.9        | -0.6       | -0.3       | 1.4         | -0.2        | 1.1        | 1.0        |
| Serbia              | 10 193                       | 5.8   | -2.7        | 1.0        | 2.2        | -0.5        | 3.1         | -1.4       | 1.0        |
| Switzerland         | 44 301                       | 1.0   | -3.3        | 1.9        | 0.7        | 0.1         | 0.6         | 0.7        | ..         |
| Turkey              | 14 486                       | -0.6  | -6.1        | 7.5        | 7.2        | 0.8         | 2.9         | 1.5        | 3.3        |

Note: EU28 displays a weighted average and is calculated based on total GDP divided by the total population of the 28 EU member states.

Source: Eurostat Database; OECD National Accounts Database.

StatLink  <http://dx.doi.org/10.1787/888933430281>

Table A.6. **Health expenditure per capita in 2015 and average annual growth rates, 2007 to 2015**

|                               | Health expenditure per capita in EUR PPP | Annual growth rate per capita in real terms <sup>1</sup> |            |            |            |            |             |            |                      |
|-------------------------------|--|--|------------|------------|------------|------------|-------------|------------|----------------------|
|                               |  | 2007/08  | 2008/09    | 2009/10    | 2010/11    | 2011/12    | 2012/13     | 2013/14    | 2014/15 <sup>2</sup> |
| Austria                       | 3 789                                    | 2.9  | 1.0        | 1.4        | 0.4        | 2.6        | -0.2        | 0.9        | 1.4                  |
| Belgium                       | 3 481                                    | 4.1  | 4.7        | 0.0        | 2.2        | 0.5        | 1.4         | 0.9        | 0.5                  |
| Bulgaria                      | 1 108                                    | 9.0  | 2.0        | 9.5        | 2.3        | 6.9        | 4.9         | 10.5       | 1.1                  |
| Croatia                       | 1 109                                    | 5.7  | -1.6       | -0.6       | ..         | -1.8       | -4.8        | -8.0       | 1.0                  |
| Cyprus                        | 1 576                                    | 14.6   | 2.5        | ..         | 0.8        | -3.5       | -2.3        | -2.5       | 1.7                  |
| Czech Republic                | 1 850                                    | 7.7  | 8.5        | -3.1       | 2.5        | -0.1       | ..          | 0.5        | 2.5                  |
| Denmark                       | 3 773                                    | 0.9  | 6.2        | -1.4       | -1.4       | 0.0        | -0.3        | ..         | 1.1                  |
| Estonia                       | 1 348                                    | 7.6  | ..         | -0.6       | -0.8       | 5.3        | 5.0         | 5.8        | 4.1                  |
| Finland                       | 2 988                                    | 3.5  | 0.2        | 2.4        | 3.0        | 1.8        | 1.0         | -1.0       | 1.7                  |
| France                        | 3 342                                    | 0.9  | 3.3        | 0.6        | 1.5        | 0.6        | 1.2         | 1.2        | -0.2                 |
| Germany                       | 4 003                                    | 3.3  | 3.8        | 3.0        | 0.9        | 2.7        | 1.6         | 2.1        | 1.9                  |
| Greece                        | 1 663                                    | ..   | ..         | -4.7       | -12.6      | -11.9      | -4.7        | -4.0       | -0.9                 |
| Hungary                       | 1 371                                    | -0.6   | -4.4       | 4.8        | 2.3        | -2.3       | -0.6        | 2.0        | 1.2                  |
| Ireland                       | 3 922                                    | 11.9   | 7.9        | 0.6        | -4.7       | 2.2        | ..          | 1.4        | -0.3                 |
| Italy                         | 2 476                                    | 3.1  | -1.4       | 1.1        | -0.9       | -3.0       | -3.4        | ..         | 0.7                  |
| Latvia                        | 1 030                                    | -5.0   | -4.8       | -1.8       | -1.8       | 2.5        | 3.5         | 5.1        | 4.8                  |
| Lithuania                     | 1 364                                    | 13.2   | 0.8        | -3.8       | 3.4        | 1.9        | 2.1         | 5.2        | 6.5                  |
| Luxembourg <sup>3</sup>       | 6 023                                    | 2.5  | 5.2        | -0.8       | ..         | 3.3        | ..          | ..         | ..                   |
| Malta                         | 2 449                                    | 0.2  | -1.1       | 2.6        | ..         | 5.9        | 2.4         | 1.5        | 3.8                  |
| Netherlands                   | 3 983                                    | 3.7  | 3.0        | 2.7        | 1.7        | 2.1        | 0.0         | 0.5        | 0.2                  |
| Poland                        | 1 259                                    | 13.5   | 6.1        | ..         | 1.9        | 1.0        | ..          | 3.0        | 1.9                  |
| Portugal                      | 1 967                                    | 3.2  | 2.4        | 1.2        | -4.6       | -5.5       | -3.3        | 0.3        | 0.3                  |
| Romania                       | 816                                      | 11.5   | -0.5       | 3.8        | -3.3       | 0.1        | -0.5        | 3.2        | 1.3                  |
| Slovak Republic               | 1 539                                    | ..   | 7.9        | 2.9        | -2.4       | 4.4        | 0.0         | ..         | 4.0                  |
| Slovenia                      | 1 983                                    | 8.0  | -0.3       | 0.8        | 0.2        | -0.8       | -0.9        | 0.5        | 0.5                  |
| Spain                         | 2 366                                    | 5.3  | 3.5        | -0.1       | -0.5       | -2.7       | -2.4        | 2.7        | 2.4                  |
| Sweden                        | 3 937                                    | 1.6  | 1.2        | -0.3       | ..         | 1.4        | 1.9         | 2.0        | 2.5                  |
| United Kingdom                | 3 084                                    | 1.8  | 4.7        | -1.6       | 0.9        | 1.2        | ..          | 1.6        | 0.7                  |
| <b>EU28 (total)</b>           | <b>2 781</b>                             | <b>4.3</b>   | <b>2.9</b> | <b>0.9</b> | <b>0.1</b> | <b>0.1</b> | <b>-0.4</b> | <b>1.8</b> | <b>1.2</b>           |
| Albania <sup>4</sup>          | 492                                      | ..   | ..         | ..         | ..         | ..         | ..          | 5.9        | ..                   |
| FYR of Macedonia <sup>4</sup> | 654                                      | 4.6  | -2.2       | 4.6        | -1.2       | 1.7        | -8.1        | 10.8       | ..                   |
| Iceland                       | 3 126                                    | 0.2  | -1.6       | -6.2       | -0.3       | 1.3        | 3.5         | 1.9        | 2.3                  |
| Montenegro <sup>4</sup>       | 698                                      | ..   | ..         | ..         | 3.2        | 1.6        | -8.3        | -0.4       | ..                   |
| Norway                        | 4 681                                    | 3.7  | 2.0        | -0.3       | 2.8        | 2.1        | 1.1         | 3.1        | 3.4                  |
| Serbia <sup>4</sup>           | 1 049                                    | 6.2  | -4.1       | 2.9        | -1.5       | 1.2        | 5.4         | 0.3        | ..                   |
| Switzerland                   | 5 354                                    | 2.5  | 2.7        | ..         | 2.1        | 3.7        | 2.3         | 2.6        | 1.5                  |
| Turkey                        | 791                                      | -0.8   | -1.0       | -1.2       | 1.2        | -0.7       | 5.4         | 1.6        | 6.2                  |

Note: EU28 displays the total health spending divided by the total population.

1. Using national currency units at 2010 GDP price level.
2. Growth rates for 2014/2015 are preliminary, either estimated by national authorities or projected by the OECD Secretariat.
3. For Luxembourg, population data refer only to the total insured resident population, which is somewhat lower than the total population.
4. Latest data refer to 2014.

Source: OECD Health Statistics 2016; Eurostat Database; WHO, Global Expenditure Database.


StatLink  <http://dx.doi.org/10.1787/888933430298>

Table A.7. **Health expenditure, percentage of GDP, 2000 to 2015**

|                     | 2000 | 2005       | 2010       | 2011       | 2012       | 2013       | 2014        | 2015        |
|---------------------|------|------------|------------|------------|------------|------------|-------------|-------------|
| Austria             | 9.2  | 9.6        | 10.1       | 9.9        | 10.1       | 10.1       | 10.3        | 10.4e       |
| Belgium             | 7.9  | 9.0        | 9.9        | 10.1       | 10.2       | 10.4       | 10.4        | 10.4e       |
| Bulgaria            | ..   | 6.9        | 7.2        | 7.2        | 7.6        | 7.9        | 8.5         | 8.3e        |
| Croatia             | ..   | 6.9        | 8.2        | 7.6        | 7.6        | 7.3        | 6.7         | 6.6e        |
| Cyprus              | ..   | 5.4        | 6.4        | 6.6        | 6.6        | 6.9        | 6.8         | 6.8e        |
| Czech Republic      | 5.7  | 6.4        | 6.9        | 7.0        | 7.1        | 7.8        | 7.7         | 7.5e        |
| Denmark             | 8.1  | 9.1        | 10.4       | 10.2       | 10.3       | 10.3       | 10.6        | 10.6e       |
| Estonia             | 5.2  | 5.0        | 6.3        | 5.8        | 5.8        | 6.0        | 6.1         | 6.3p        |
| Finland             | 6.9  | 8.0        | 8.9        | 9.0        | 9.3        | 9.5        | 9.5         | 9.6p        |
| France              | 9.5  | 10.2       | 10.7       | 10.7       | 10.8       | 10.9       | 11.1        | 11.0e       |
| Germany             | 9.8  | 10.2       | 11.0       | 10.7       | 10.8       | 10.9       | 11.0        | 11.1p       |
| Greece              | 7.2  | 9.0        | 9.9        | 9.5        | 8.9        | 8.7        | 8.3         | 8.2e        |
| Hungary             | 6.8  | 8.0        | 7.6        | 7.6        | 7.5        | 7.3        | 7.2         | 7.0e        |
| Ireland             | 5.9  | 7.7        | 10.6       | 9.9        | 10.1       | 10.5       | 10.1        | 9.4e        |
| Italy               | 7.6  | 8.4        | 9.0        | 8.8        | 8.8        | 8.8        | 9.1         | 9.1e        |
| Latvia              | 5.9  | 5.9        | 6.2        | 5.6        | 5.4        | 5.4        | 5.5         | 5.6e        |
| Lithuania           | 6.4  | 5.6        | 6.8        | 6.5        | 6.3        | 6.1        | 6.2         | 6.5e        |
| Luxembourg          | 5.9  | 7.3        | 7.1        | 6.2        | 6.7        | 6.5        | 6.3         | 7.2p        |
| Malta               | ..   | 8.8        | 8.3        | 9.6        | 10.0       | 9.9        | 9.8         | 9.6e        |
| Netherlands         | 7.1  | 9.4        | 10.4       | 10.5       | 10.9       | 10.9       | 10.9        | 10.8p       |
| Poland              | 5.3  | 5.8        | 6.4        | 6.2        | 6.2        | 6.5        | 6.4         | 6.3e        |
| Portugal            | 8.4  | 9.4        | 9.8        | 9.5        | 9.3        | 9.1        | 9.0         | 8.9p        |
| Romania             | ..   | 5.5        | 5.7        | 5.4        | 5.4        | 5.2        | 5.1         | 5.0e        |
| Slovak Republic     | 5.3  | 6.6        | 7.8        | 7.4        | 7.7        | 7.6        | 7.0         | 7.0e        |
| Slovenia            | 8.1  | 8.0        | 8.6        | 8.5        | 8.7        | 8.8        | 8.5         | 8.4p        |
| Spain               | 6.8  | 7.7        | 9.0        | 9.1        | 9.1        | 9.0        | 9.1         | 9.0e        |
| Sweden              | 7.4  | 8.3        | 8.5        | 10.7       | 10.9       | 11.1       | 11.2        | 11.1p       |
| United Kingdom      | 6.3  | 7.4        | 8.5        | 8.4        | 8.5        | 9.9        | 9.9         | 9.8e        |
| <b>EU28 (total)</b> | ..   | <b>8.7</b> | <b>9.6</b> | <b>9.5</b> | <b>9.6</b> | <b>9.9</b> | <b>10.0</b> | <b>9.9e</b> |
| Albania             | ..   | 6.3        | 5.3        | 5.7        | 5.6        | 5.7        | 5.9         | ..          |
| FYR of Macedonia    | ..   | 8.0        | 6.8        | 6.6        | 6.8        | 6.0        | 6.5         | ..          |
| Iceland             | 9.0  | 9.2        | 8.8        | 8.6        | 8.7        | 8.8        | 8.9         | 8.8p        |
| Montenegro          | ..   | 8.5        | 6.9        | 6.9        | 7.2        | 6.4        | 6.2         | ..          |
| Norway              | 7.7  | 8.3        | 8.9        | 8.8        | 8.8        | 8.9        | 9.3         | 9.9p        |
| Serbia              | ..   | 8.7        | 10.1       | 9.7        | 9.9        | 10.1       | 10.3        | ..          |
| Switzerland         | 9.3  | 10.3       | 10.5       | 10.6       | 11.0       | 11.2       | 11.4        | 11.5p       |
| Turkey              | 4.7  | 5.1        | 5.3        | 5.0        | 5.0        | 5.1        | 5.1         | 5.2e        |

Note: Data for 2015 are preliminary. GDP data extracted in mid-June 2016. EU28 displays total health spending divided by total GDP of the 28 EU member states.

| Break in series.

e Estimation by the OECD Secretariat.

p Country estimation.

Source: OECD Health Statistics 2016; Eurostat Database; WHO, Global Health Expenditure Database.

StatLink  <http://dx.doi.org/10.1787/888933430301>



**From:**  
**Health at a Glance: Europe 2016**  
State of Health in the EU Cycle

**Access the complete publication at:**  
<https://doi.org/10.1787/9789264265592-en>

**Please cite this chapter as:**

OECD/European Union (2016), "Statistical annex", in *Health at a Glance: Europe 2016: State of Health in the EU Cycle*, OECD Publishing, Paris.

DOI: [https://doi.org/10.1787/health\\_glance\\_eur-2016-69-en](https://doi.org/10.1787/health_glance_eur-2016-69-en)

This work is published under the responsibility of the Secretary-General of the OECD. The opinions expressed and arguments employed herein do not necessarily reflect the official views of OECD member countries.

This document and any map included herein are without prejudice to the status of or sovereignty over any territory, to the delimitation of international frontiers and boundaries and to the name of any territory, city or area.

You can copy, download or print OECD content for your own use, and you can include excerpts from OECD publications, databases and multimedia products in your own documents, presentations, blogs, websites and teaching materials, provided that suitable acknowledgment of OECD as source and copyright owner is given. All requests for public or commercial use and translation rights should be submitted to [rights@oecd.org](mailto:rights@oecd.org). Requests for permission to photocopy portions of this material for public or commercial use shall be addressed directly to the Copyright Clearance Center (CCC) at [info@copyright.com](mailto:info@copyright.com) or the Centre français d'exploitation du droit de copie (CFC) at [contact@cfcopies.com](mailto:contact@cfcopies.com).