

The Czech Republic's aid at a glance

CZECH REPUBLIC

Net ODA	2013	2014	2015 ^p	Change 2014/15
Current (USD m)	211	212	202	-5.0%
Constant (2014 USD m)	204	212	236	11.4%
In Koruny (million)	4 125	4 404	4 958	12.6%
ODA/GNI	0.11%	0.11%	0.12%	
Bilateral share	27%	29%	35%	

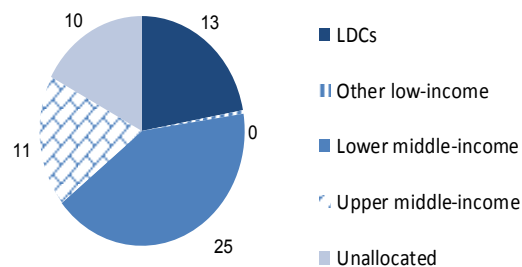
p. Preliminary data

Top Ten Recipients of Gross ODA (USD million)	
1 Ukraine	6
2 Afghanistan	5
3 Moldova	5
4 Ethiopia	4
5 Bosnia and Herzegovina	4
6 Mongolia	3
7 Georgia	3
8 Kosovo	2
9 Syrian Arab Republic	2
10 Serbia	2
Memo: Share of gross bilateral ODA	
Top 5 recipients	37%
Top 10 recipients	56%
Top 20 recipients	70%

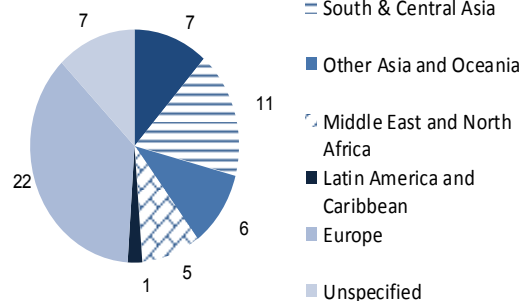
Gross Bilateral ODA, 2013-14 average, unless otherwise shown

By Income Group (USD m)

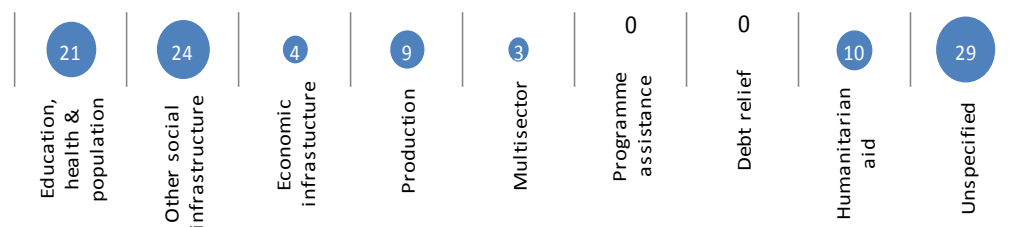
Clockwise from top



By Region (USD m)



% by Sector



Source: OECD-DAC; www.oecd.org/dac/stats